

MTAP antibody

Catalog Number: 112765

Product name

MTAP antibody

Immunogen

[Human MTAP Recombinant protein \(GST tag\)](#)

Specificity

Human, Rat, Mouse; other species not tested.

Antibody description

MTAP Rabbit Polyclonal antibody. Positive IHC detected in human colon cancer tissue. Positive WB detected in MCF7 cells, human heart tissue, NIH/3T3 cells, Raji cells. Positive IP detected in MCF-7 cells. Observed molecular weight by Western-blot: 31 kDa

Preparation

This antibody was obtained by immunization of MTAP recombinant protein (Accession Number: BC018625). Purification method: Antigen affinity purified.

Formulation

PBS with 0.1% sodium azide and 50% glycerol pH 7.3.

Storage

Store at -20°C. DO NOT ALIQUOT

Clonality

Polyclonal

Ig Type

Rabbit IgG

Applications

ELISA, IHC, IP, WB

Dilutions

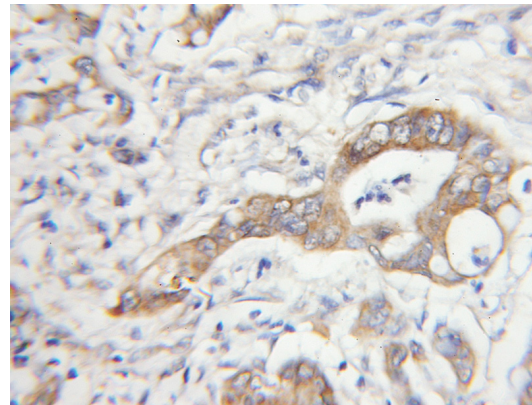
Recommended Dilution:

WB: 1:200-1:2000


IP: 1:200-1:2000

IHC: 1:20-1:200

Validations



Immunohistochemical of paraffin-embedded human colon cancer using Catalog No:112765(MTAP antibody) at dilution of 1:50

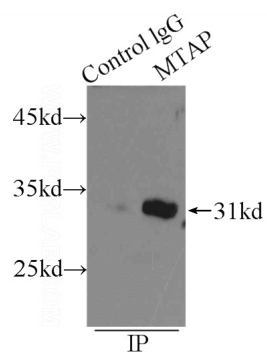


(under 10x lens)

MCF7 cells were subjected to SDS PAGE followed by western blot with Catalog No:112765(MTAP antibody) at dilution of 1:500

MTAP antibody

Catalog Number: 112765



IP Result of anti-MTAP (IP:Catalog No:112765, 3ug; Detection:Catalog No:112765 1:500) with MCF-7 cells lysate 3250ug.