

MOGAT2 antibody



Catalog Number: 112731

Product name

MOGAT2 antibody

Specificity

human, mouse, rat; other species not tested.

Antibody description

MOGAT2 Rabbit Polyclonal antibody. Positive IHC detected in human kidney. Positive WB detected in HL-60 cells. Observed molecular weight by Western-blot: 28-30kd

Preparation

This antibody was obtained by immunization of MOGAT2 recombinant protein (Accession Number: BC103878). Purification method: Antigen affinity purified.

Formulation

PBS with 0.02% sodium azide and 50% glycerol pH 7.3.

Storage

Store at -20°C. DO NOT ALIQUOT

Clonality

Polyclonal

Ig Type

Rabbit IgG

Applications

ELISA, WB, IHC


Dilutions

Recommended Dilution:

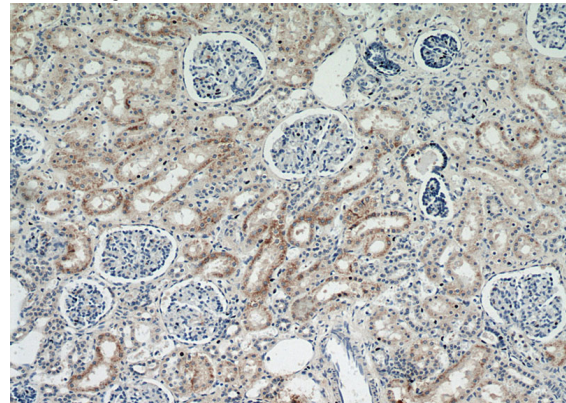
WB: 1:200-1:2000

IHC: 1:20-1:200

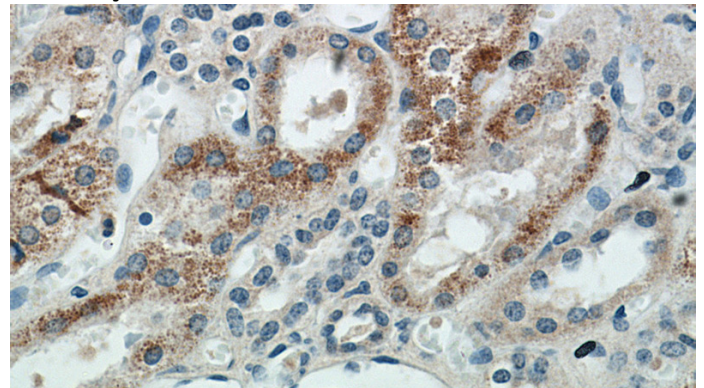
Validations



HL-60 cells were subjected to SDS PAGE followed by western blot with Catalog No:112731(MOGAT2 antibody) at dilution of 1:300



Immunohistochemical of paraffin-embedded human kidney using Catalog No:112731(MOGAT2 antibody) at dilution of 1:50 (under 10x lens)



Immunohistochemical of paraffin-embedded human kidney using Catalog No:112731(MOGAT2 antibody) at dilution of 1:50 (under 40x lens)