

MLK3 antibody

Catalog Number: 112679

Product name

MLK3 antibody

IHC: 1:20-1:200

IF: 1:20-1:200


Specificity

Human, Mouse, Rat; other species not tested.

Validations

Antibody description

MLK3 Rabbit Polyclonal antibody. Positive WB detected in PC-3 cells, Jurkat cells. Positive IF detected in Hela cells. Positive IHC detected in human colon cancer tissue. Observed molecular weight by Western-blot: 60kd



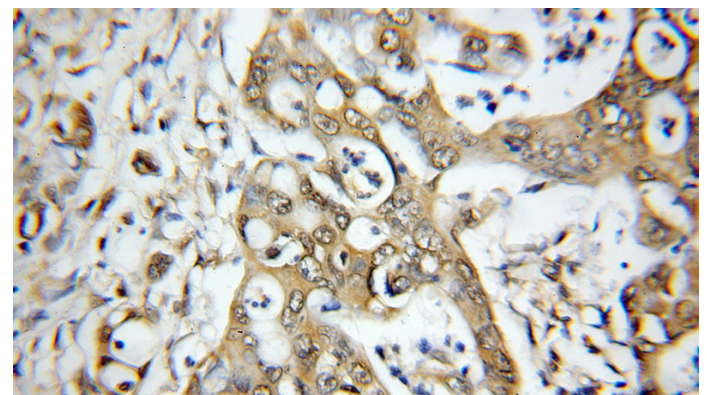
Preparation

This antibody was obtained by immunization of MLK3 recombinant protein (Accession Number: NM_002419). Purification method: Antigen affinity purified.

PC-3 cells were subjected to SDS PAGE followed by western blot with Catalog No:112679(MAP3K11 antibody) at dilution of 1:200

Formulation

PBS with 0.02% sodium azide and 50% glycerol pH 7.3.



Storage

Store at -20°C. DO NOT ALIQUOT

Clonality

Polyclonal

Ig Type

Rabbit IgG

Applications

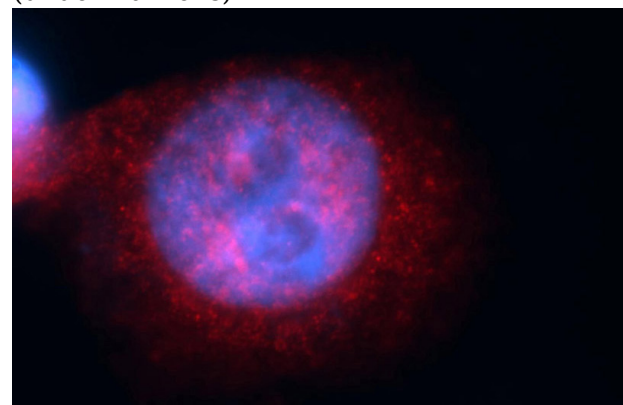
ELISA, WB, IHC, IF

Dilutions

Recommended Dilution:

WB: 1:200-1:2000

Immunohistochemical of paraffin-embedded human colon cancer using Catalog No:112679(MAP3K11 antibody) at dilution of 1:50 (under 10x lens)



MLK3 antibody



Catalog Number: 112679

Immunofluorescent analysis of HeLa cells, using MAP3K11 antibody Catalog No:112679 at 1:50 dilution and Rhodamine-labeled goat anti-rabbit

IgG (red). Blue pseudocolor = DAPI (fluorescent DNA dye).