

# MEK4 antibody

Catalog Number: 112645

## Product name

MEK4 antibody

## Specificity

Human, Mouse; other species not tested.

## Antibody description

MEK4 Rabbit Polyclonal antibody. Positive WB detected in mouse brain tissue, HeLa cells. Positive IHC detected in human breast cancer tissue. Observed molecular weight by Western-blot: 44-46 kDa

## Preparation

This antibody was obtained by immunization of Peptide (Accession Number: NM\_003010). Purification method: Antigen affinity purified.

## Formulation

PBS with 0.1% sodium azide and 50% glycerol pH 7.3.

## Storage

Store at -20°C. DO NOT ALIQUOT

## Clonality

Polyclonal

## Ig Type

Rabbit IgG

## Applications

ELISA, WB, IHC


## Dilutions

Recommended Dilution:

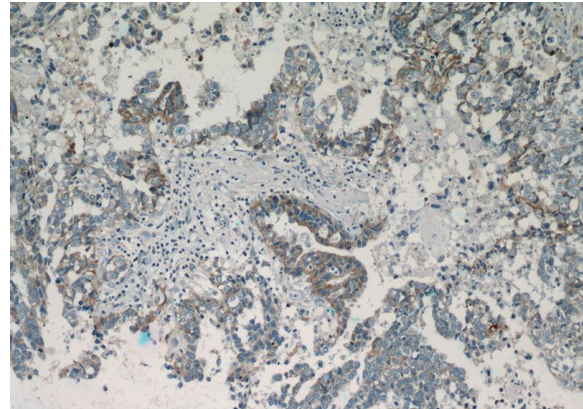
WB: 1:200-1:1000

IHC: 1:20-1:200

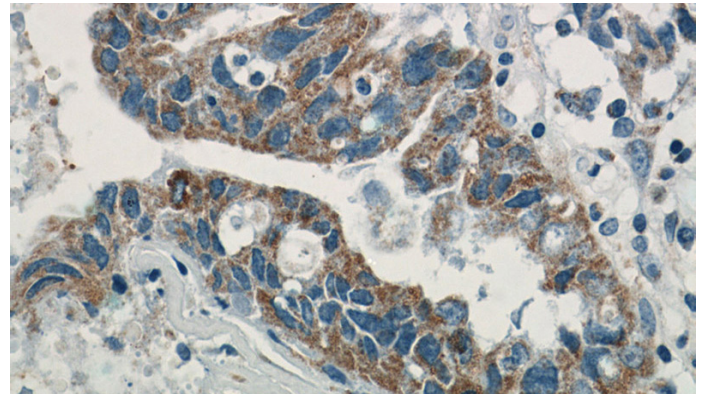
## Validations



mouse brain tissue were subjected to SDS PAGE followed by western blot with Catalog No:112645(MAP2K4 antibody) at dilution of 1:300



Immunohistochemistry of paraffin-embedded human breast cancer tissue slide using Catalog No:112645(MAP2K4 Antibody) at dilution of 1:50 (under 10x lens)



Immunohistochemistry of paraffin-embedded human breast cancer tissue slide using Catalog No:112645(MAP2K4 Antibody) at dilution of 1:50 (under 40x lens)