

MICAL2 antibody



Catalog Number: 112610

Product name

MICAL2 antibody

IP: 1:200-1:1000

IHC: 1:20-1:200

Specificity

Human, Mouse, Rat; other species not tested.

IF: 1:10-1:100

Validations

Antibody description

MICAL2 Rabbit Polyclonal antibody. Positive IHC detected in human brain tissue. Positive IF detected in HepG2 cells. Positive IP detected in PC-3 cells. Positive WB detected in PC-3 cells. Observed molecular weight by Western-blot: 95, 112 kDa

Preparation

This antibody was obtained by immunization of MICAL2 recombinant protein (Accession Number: XM_017018589). Purification method: Antigen affinity purified.

Formulation

PBS with 0.02% sodium azide and 50% glycerol pH 7.3.

Storage

Store at -20°C. DO NOT ALIQUOT

Clonality

Polyclonal

Ig Type

Rabbit IgG

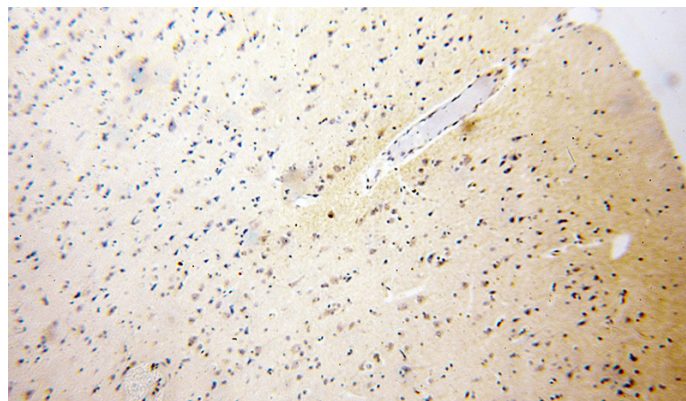
Applications

ELISA, IHC, IF, WB, IP

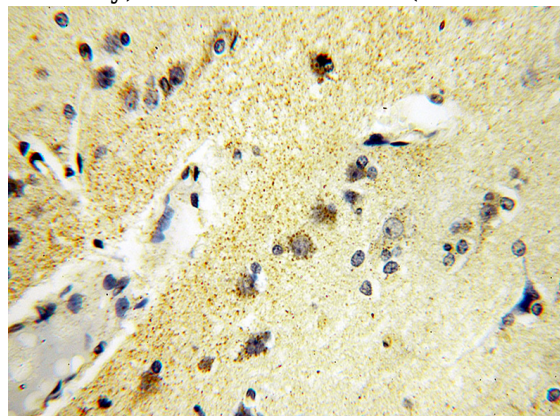
Dilutions

Recommended Dilution:

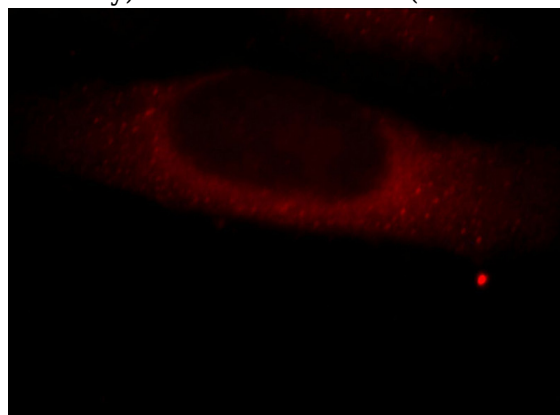
WB: 1:200-1:1000



Immunohistochemical of paraffin-embedded human brain using Catalog No:112610(MICAL2 antibody) at dilution of 1:100 (under 10x lens)



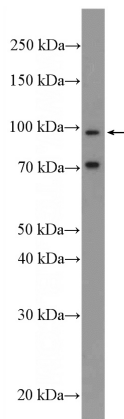
Immunohistochemical of paraffin-embedded human brain using Catalog No:112610(MICAL2 antibody) at dilution of 1:100 (under 40x lens)



MICAL2 antibody

Catalog Number: 112610

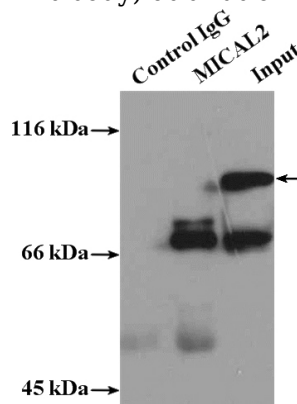
Immunofluorescent analysis of HepG2 cells, using MICAL2 antibody Catalog No:112610 at 1:25 dilution and Rhodamine-labeled goat anti-rabbit



IgG (red).

PC-3 cells were subjected to SDS PAGE followed

by western blot with Catalog No:112610(MICAL2 Antibody) at dilution of 1:300



IP Result of anti-MICAL2 (IP:Catalog No:112610, 5ug; Detection:Catalog No:112610 1:300) with PC-3 cells lysate 5000ug.