

MGP antibody

Catalog Number: 112604

Product name

MGP antibody

Specificity

Human, Mouse, Rat; other species not tested.

Antibody description

MGP Rabbit Polyclonal antibody. Positive IHC detected in human breast cancer tissue, human small intestine tissue.

Preparation

This antibody was obtained by immunization of MGP recombinant protein (Accession Number: NM_000900). Purification method: Antigen affinity purified.

Formulation

PBS with 0.1% sodium azide and 50% glycerol pH 7.3.

Storage

Store at -20°C. DO NOT ALIQUOT

Clonality

Polyclonal

Ig Type

Rabbit IgG

Applications

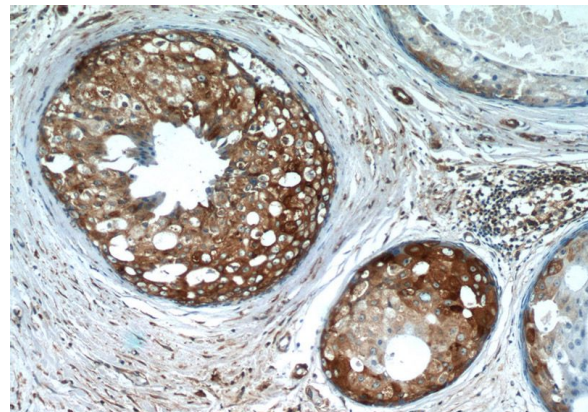
ELISA, IHC

Dilutions

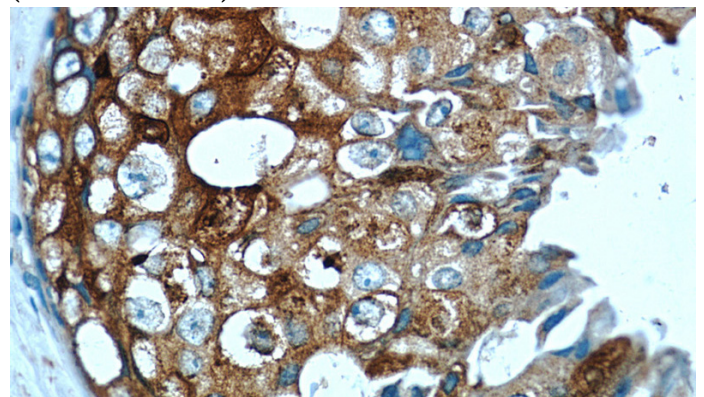
Recommended Dilution:

IHC: 1:20-1:200

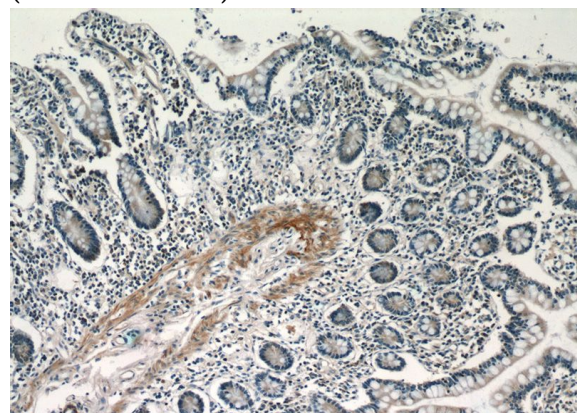
Validations



Immunohistochemistry of paraffin-embedded human breast cancer tissue slide using Catalog No:112604(MGP Antibody) at dilution of 1:50 (under 10x lens)



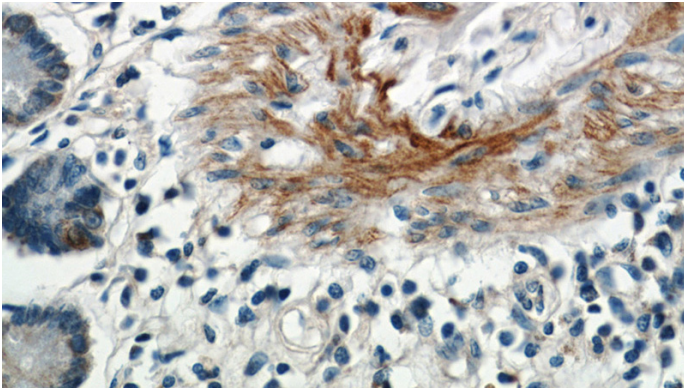
Immunohistochemistry of paraffin-embedded human breast cancer tissue slide using Catalog No:112604(MGP Antibody) at dilution of 1:50 (under 40x lens)



Immunohistochemistry of paraffin-embedded human small intestine tissue slide using Catalog No:112604(MGP Antibody) at dilution of 1:50 (under 10x lens)

MGP antibody

Catalog Number: 112604



Immunohistochemistry of paraffin-embedded human small intestine tissue slide using Catalog No:112604(MGP Antibody) at dilution of 1:50 (under 40x lens)