

# MAGEB18 antibody



Catalog Number: 112385

## Product name

MAGEB18 antibody

## Immunogen

[Human MAGEB18 Recombinant protein \(His tag\)](#)

## Specificity

Human; other species not tested.

## Antibody description

MAGEB18 Rabbit Polyclonal antibody. Positive IF detected in A549 cells. Positive IHC detected in human testis tissue, human brain tissue, human heart tissue, human kidney tissue, human lung tissue, human ovary tissue, human placenta tissue, human spleen tissue. Positive WB detected in MCF7 cells, A549 cells, HeLa cells. Observed molecular weight by Western-blot: 55-60kd

## Preparation

This antibody was obtained by immunization of MAGEB18 recombinant protein (Accession Number: NM\_173699). Purification method: Antigen affinity purified.

## Formulation

PBS with 0.02% sodium azide and 50% glycerol pH 7.3.

## Storage

Store at -20°C. DO NOT ALIQUOT

## Clonality

Polyclonal

## Ig Type

Rabbit IgG

## Applications

ELISA, WB, IHC, IF

## Dilutions


Recommended Dilution:

WB: 1:500-1:5000

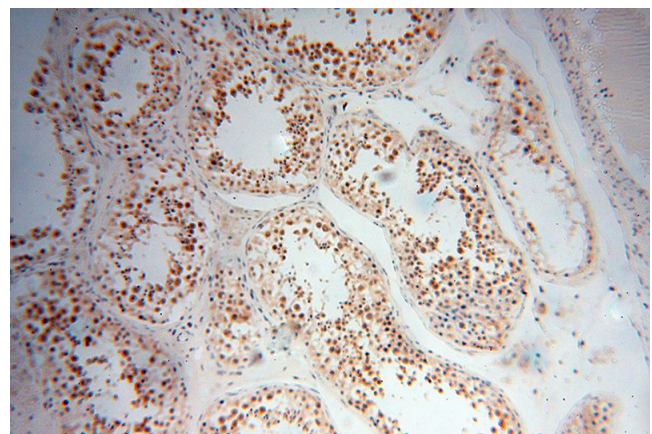
IHC: 1:20-1:200

IF: 1:20-1:200

## Validations



MCF7 cells were subjected to SDS PAGE followed by western blot with Catalog No:112385(MAGEB18 antibody) at dilution of 1:500

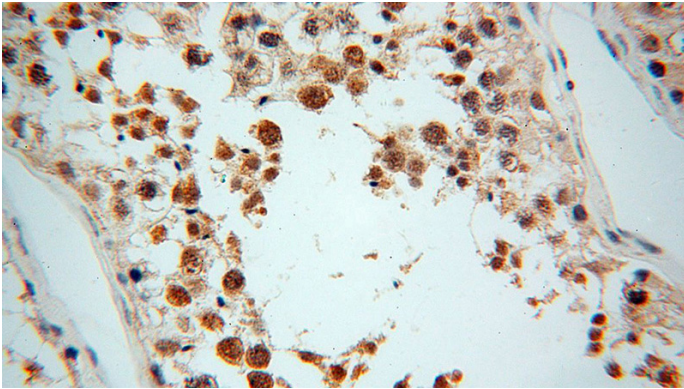


Immunohistochemical of paraffin-embedded human testis using Catalog No:112385(MAGEB18 antibody) at dilution of 1:100 (under 10x lens)

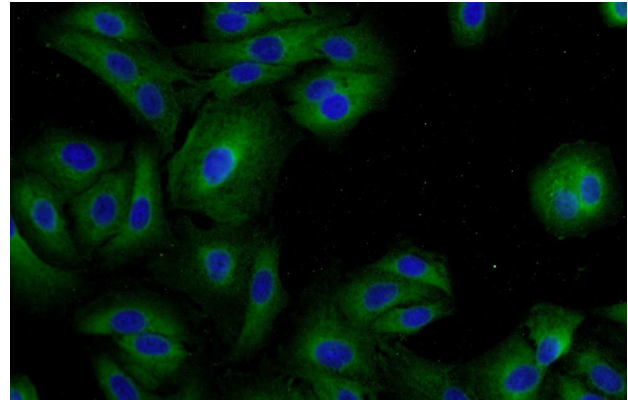
# MAGEB18 antibody

Catalog Number: 112385

---



Immunohistochemical of paraffin-embedded human testis using Catalog No:112385(MAGEB18 antibody) at dilution of 1:100 (under 40x lens)



Immunofluorescent analysis of A549 cells using Catalog No:112385(MAGEB18 Antibody) at dilution of 1:50 and Alexa Fluor 488-conjugated AffiniPure Goat Anti-Rabbit IgG(H+L)