

Kir7.1 antibody

Catalog Number: 112068

Product name

Kir7.1 antibody

Specificity

Human; other species not tested.

Antibody description

Kir7.1 Rabbit Polyclonal antibody. Positive WB detected in human brain tissue, human kidney tissue. Positive IHC detected in human small intestine tissue. Observed molecular weight by Western-blot: 43 kDa

Preparation

This antibody was obtained by immunization of Kir7.1 recombinant protein (Accession Number: XM_047444253). Purification method: Antigen affinity purified.

Formulation

PBS with 0.02% sodium azide and 50% glycerol pH 7.3.

Storage

Store at -20°C. DO NOT ALIQUOT

Clonality

Polyclonal

Ig Type

Rabbit IgG

Applications

ELISA, WB, IHC


Dilutions

Recommended Dilution:

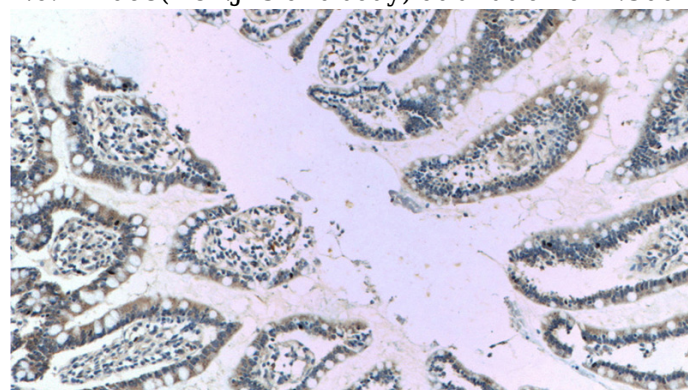
WB: 1:200-1:1000

IHC: 1:20-1:200

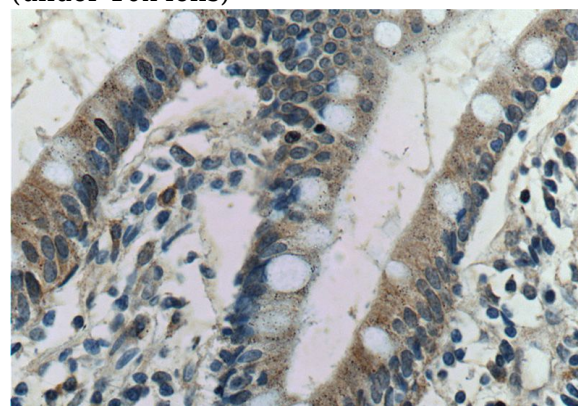
Validations



human brain tissue were subjected to SDS PAGE followed by western blot with Catalog No:112068(KCNJ13 antibody) at dilution of 1:300



Immunohistochemistry of paraffin-embedded human small intestine tissue slide using Catalog No:112068(KCNJ13 Antibody) at dilution of 1:50 (under 10x lens)



Immunohistochemistry of paraffin-embedded human small intestine tissue slide using Catalog No:112068(KCNJ13 Antibody) at dilution of 1:50

Kir7.1 antibody



Catalog Number: 112068

(under 40x lens)