

ITIH4 antibody

Catalog Number: 111949

Product name

ITIH4 antibody

Specificity

Human, Rat, Mouse; other species not tested.

Antibody description

ITIH4 Rabbit Polyclonal antibody. Positive WB detected in mouse lung tissue. Positive IHC detected in human hepat°Cirrhosis tissue, human liver tissue. Observed molecular weight by Western-blot: 120 kDa

Preparation

This antibody was obtained by immunization of ITIH4 recombinant protein (Accession Number: NM_002218). Purification method: Antigen Affinity purified.

Formulation

PBS with 0.02% sodium azide and 50% glycerol pH 7.3.

Storage

Store at -20°C. DO NOT ALIQUOT

Clonality

Polyclonal

Ig Type

Rabbit IgG

Applications

ELISA, IHC, WB


Dilutions

Recommended Dilution:

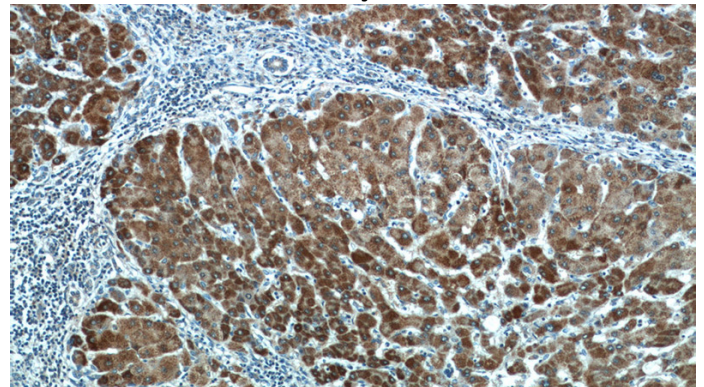
WB: 1:200-1:2000

IHC: 1:20-1:200

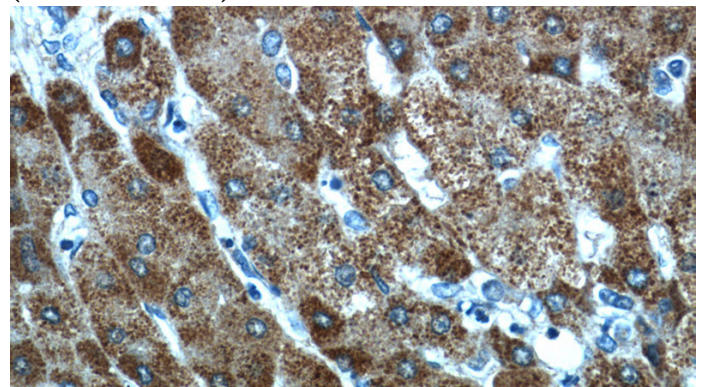
Validations



mouse lung tissue were subjected to SDS PAGE followed by western blot with Catalog No:111949(ITIH4 Antibody) at dilution of 1:600



Immunohistochemistry of paraffin-embedded human hepatocirrhosis tissue slide using Catalog No:111949(ITIH4 Antibody) at dilution of 1:50 (under 10x lens)



Immunohistochemistry of paraffin-embedded human hepatocirrhosis tissue slide using Catalog No:111949(ITIH4 Antibody) at dilution of 1:50

ITIH4 antibody



Catalog Number: 111949

(under 40x lens)