

# INTS7 antibody



Catalog Number: 111809

## Product name

INTS7 antibody

IHC: 1:20-1:200

IF: 1:20-1:200


## Specificity

Human, Mouse, Rat; other species not tested.

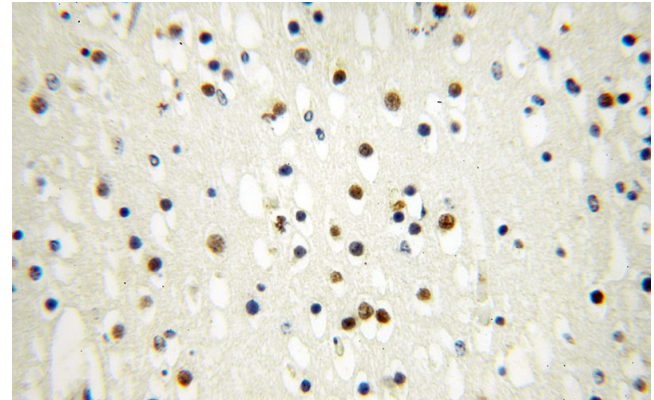
## Antibody description

INTS7 Rabbit Polyclonal antibody. Positive WB detected in HEK-293 cells, A431 cells. Positive IF detected in SH-SY5Y cells. Positive IHC detected in human brain tissue. Observed molecular weight by Western-blot: 107kd

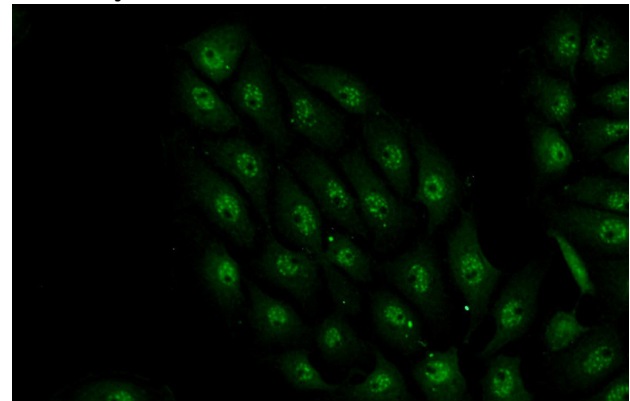
## Validations



HEK-293 cells were subjected to SDS PAGE followed by western blot with Catalog No:111809(INTS7 antibody) at dilution of 1:500



Immunohistochemical of paraffin-embedded human brain using Catalog No:111809(INTS7 antibody) at dilution of 1:100 (under 40x lens)



Immunofluorescent analysis of SH-SY5Y cells using Catalog No:111809(INTS7 Antibody) at

## Preparation

This antibody was obtained by immunization of INTS7 recombinant protein (Accession Number: NM\_001199811). Purification method: Antigen affinity purified.

## Formulation

PBS with 0.02% sodium azide and 50% glycerol pH 7.3.

## Storage

Store at -20°C. DO NOT ALIQUOT

## Clonality

Polyclonal

## Ig Type

Rabbit IgG

## Applications

ELISA, WB, IHC, IF

## Dilutions

Recommended Dilution:

WB: 1:500-1:5000

# INTS7 antibody



Catalog Number: 111809

---

dilution of 1:50 and Alexa Fluor 488-conjugated

AffiniPure Goat Anti-Rabbit IgG(H+L)