

HVCN1 antibody



Catalog Number: 111730

Product name

HVCN1 antibody

IHC: 1:20-1:200

IF: 1:20-1:200

Specificity

Human; other species not tested.

Antibody description

HVCN1 Rabbit Polyclonal antibody. Positive IHC detected in human tonsillitis tissue. Positive IF detected in PC-3 cells. Positive WB detected in Raji cells, PC-3 cells. Observed molecular weight by Western-blot: 28-32 kDa; ~60 kDa

Preparation

This antibody was obtained by immunization of HVCN1 recombinant protein (Accession Number: XM_011538845). Purification method: Antigen affinity purified.

Formulation

PBS with 0.1% sodium azide and 50% glycerol pH 7.3.

Storage

Store at -20°C. DO NOT ALIQUOT

Clonality

Polyclonal

Ig Type

Rabbit IgG

Applications


ELISA, WB, IHC, IF

Dilutions

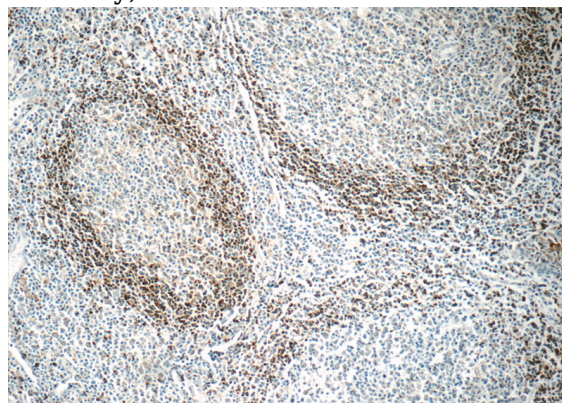
Recommended Dilution:

WB: 1:200-1:2000

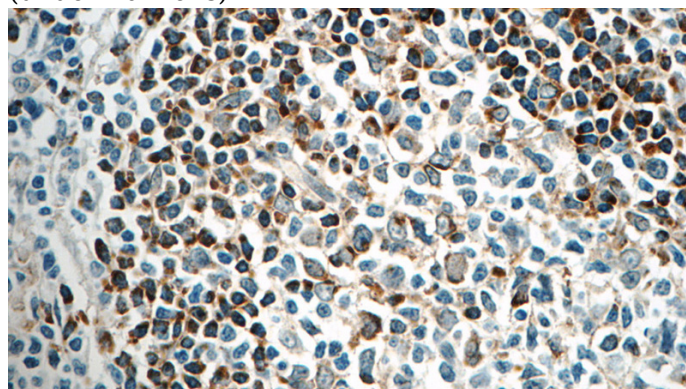
Validations



Raji cells were subjected to SDS PAGE followed by western blot with Catalog No:111730(HVCN1 Antibody) at dilution of 1:600



Immunohistochemistry of paraffin-embedded human tonsillitis tissue slide using Catalog No:111730(HVCN1 Antibody) at dilution of 1:200 (under 10x lens)



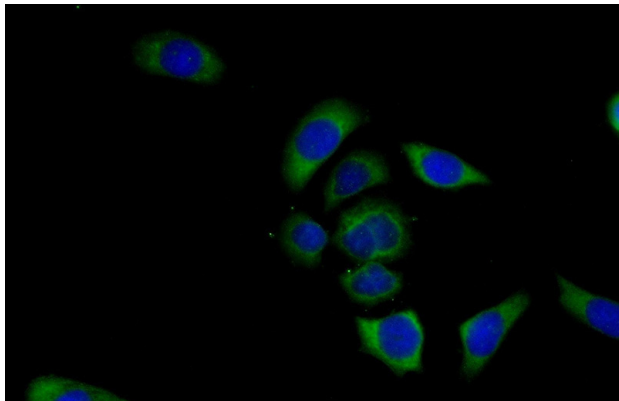
Immunohistochemistry of paraffin-embedded

HVCN1 antibody



Catalog Number: 111730

human tonsillitis tissue slide using Catalog No:111730(HVCN1 Antibody) at dilution of 1:200 (under 40x lens)



Immunofluorescent analysis of (-20oc Ethanol) fixed PC-3 cells using Catalog No:111730(HVCN1 Antibody) at dilution of 1:50 and Alexa Fluor 488-conjugated AffiniPure Goat Anti-Rabbit IgG(H+L)