

# humanin antibody



Catalog Number: 111723

## Product name

humanin antibody

## Specificity

Human; other species not tested.

## Antibody description

humanin Rabbit Polyclonal antibody. Positive IHC detected in human small intestine tissue, human colon tissue, human heart tissue.

## Preparation

This antibody was obtained by immunization of Peptide (Accession Number: NC\_012920). Purification method: Antigen affinity purified.

## Formulation

PBS with 0.1% sodium azide and 50% glycerol pH 7.3.

## Storage

Store at -20°C. DO NOT ALIQUOT

## Clonality

Polyclonal

## Ig Type

Rabbit IgG

## Applications

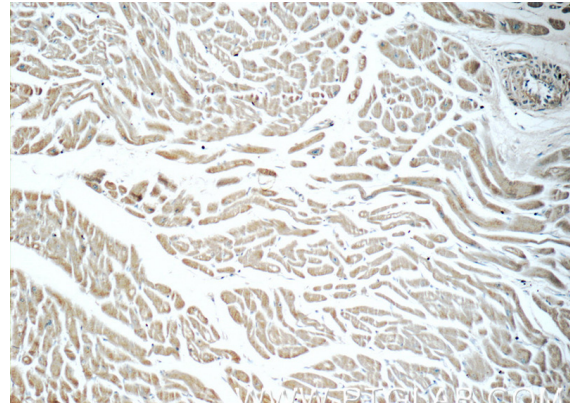
ELISA, IHC

## Dilutions

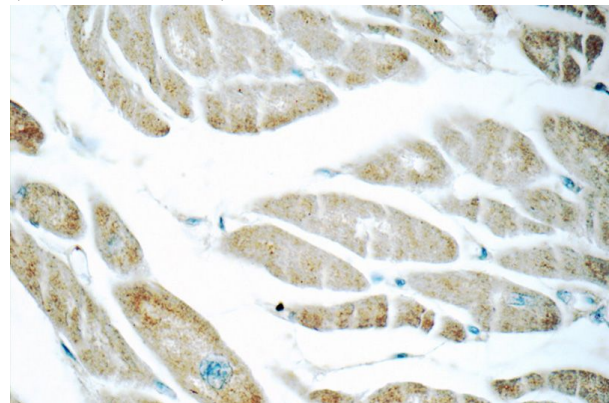
Recommended Dilution:

IHC: 1:20-1:200

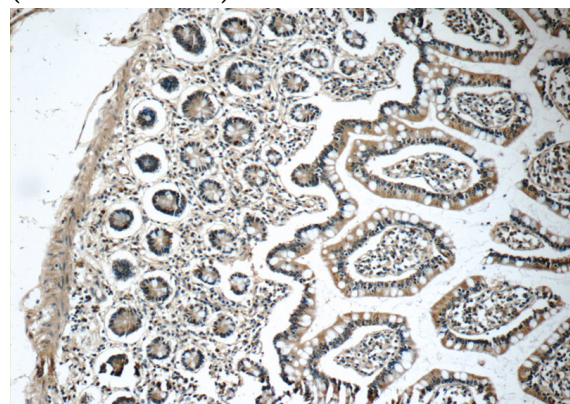
## Validations



Immunohistochemistry of paraffin-embedded human heart tissue slide using Catalog No:111723(humanin Antibody) at dilution of 1:50 (under 10x lens)



Immunohistochemistry of paraffin-embedded human heart tissue slide using Catalog No:111723(humanin Antibody) at dilution of 1:50 (under 40x lens)

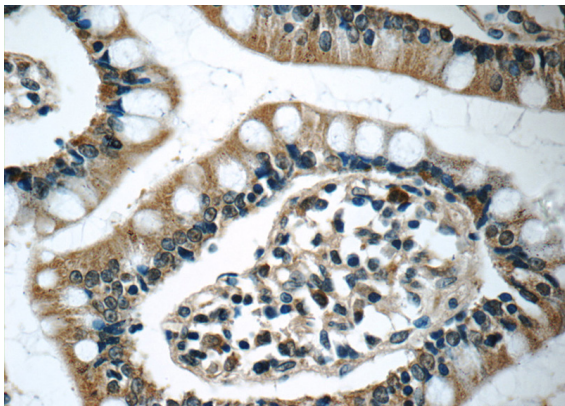


Immunohistochemistry of paraffin-embedded human small intestine tissue slide using Catalog No:111723(humanin Antibody) at dilution of 1:50 (under 10x lens)

# humanin antibody

Catalog Number: 111723

---



Immunohistochemistry of paraffin-embedded human small intestine tissue slide using Catalog No:111723(humanin Antibody) at dilution of 1:50 (under 40x lens)