

HuC antibody

Catalog Number: 111718

Product name

HuC antibody

Specificity

Human, Mouse, Rat; other species not tested.

Antibody description

HuC Rabbit Polyclonal antibody. Positive WB detected in human brain tissue, mouse brain tissue. Positive IHC detected in human lung cancer tissue, human brain tissue. Observed molecular weight by Western-blot: 36-38kd

Preparation

This antibody was obtained by immunization of Peptide (Accession Number: NM_001420). Purification method: Antigen affinity purified.

Formulation

PBS with 0.02% sodium azide and 50% glycerol pH 7.3.

Storage

Store at -20°C. DO NOT ALIQUOT

Clonality

Polyclonal

Ig Type

Rabbit IgG

Applications

ELISA, WB, IHC


Dilutions

Recommended Dilution:

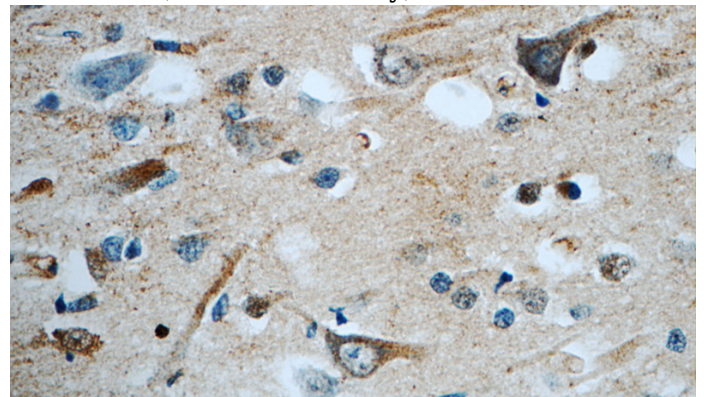
WB: 1:200-1:2000

IHC: 1:20-1:200

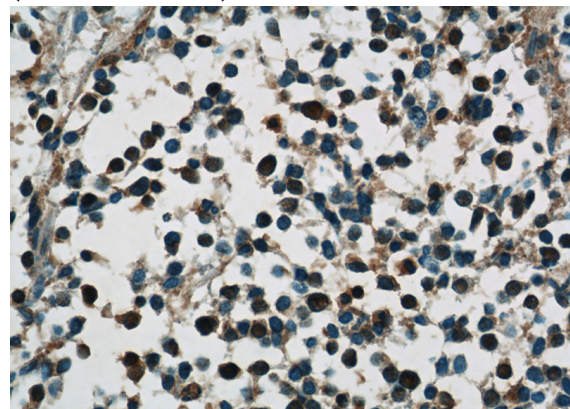
Validations



human brain tissue were subjected to SDS PAGE followed by western blot with Catalog No:111718(ELAVL3 antibody) at dilution of 1:200



Immunohistochemistry of paraffin-embedded human brain tissue slide using Catalog No:111718(ELAVL3 Antibody) at dilution of 1:50 (under 40x lens)



Immunohistochemistry of paraffin-embedded human lung cancer tissue slide using Catalog No:111718(ELAVL3 Antibody) at dilution of 1:50 (under 40x lens)