

IL-10 antibody

Catalog Number: 111654

Product name

IL-10 antibody

WB: 1:500-1:5000

IHC: 1:50-1:500

Immunogen

Specificity

Human; other species not tested.

Antibody description

IL-10 Rabbit Polyclonal antibody. Positive WB detected in Recombinant protein, Transfected HEK-293 cells. Positive IHC detected in human pancreas cancer tissue.

Preparation

This antibody was obtained by immunization of IL-10 recombinant protein (Accession Number: NM_000572). Purification method: Antigen affinity purified.

Formulation

PBS with 0.1% sodium azide and 50% glycerol pH 7.3.

Storage

Store at -20°C. DO NOT ALIQUOT

Clonality

Polyclonal

Ig Type

Rabbit IgG

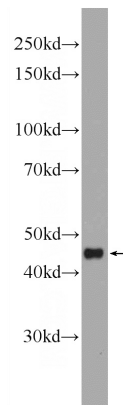
Applications

ELISA, WB, IHC

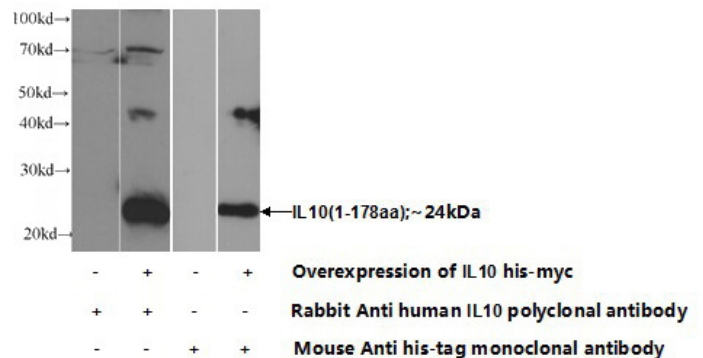
Dilutions

Recommended Dilution:

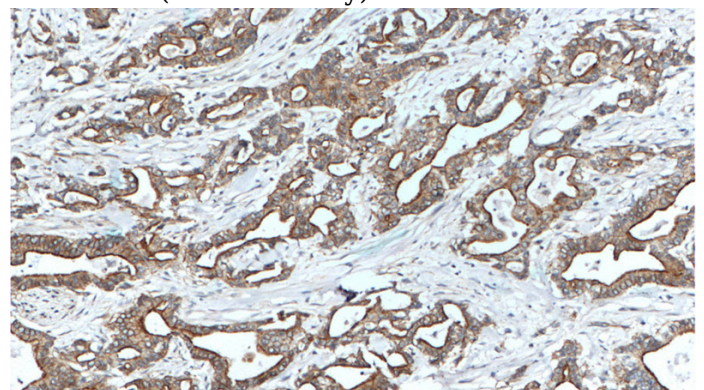
Validations



Recombinant protein were subjected to SDS PAGE followed by western blot with Catalog No:111654(IL10 Antibody) at dilution of 1:1000



Transfected HEK-293 cells were subjected to SDS PAGE followed by western blot with Catalog No:111654(IL10 Antibody) at dilution of 1:1000

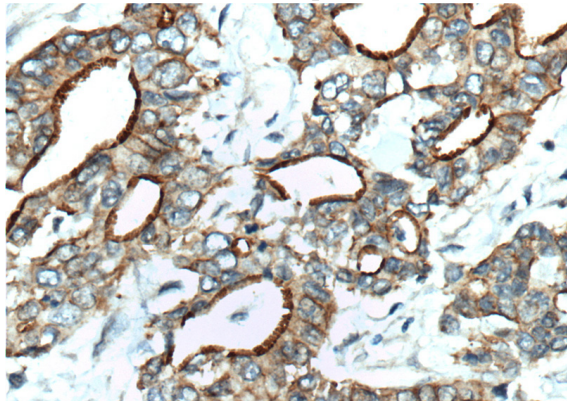


Immunohistochemistry of paraffin-embedded human pancreas cancer tissue slide using Catalog No:111654(IL10 Antibody) at dilution of 1:200

IL-10 antibody

Catalog Number: 111654

(under 10x lens). heat mediated antigen retrieved with Tris-EDTA buffer(pH9).



Immunohistochemistry of paraffin-embedded human pancreas cancer tissue slide using Catalog No:111654(IL10 Antibody) at dilution of 1:200 (under 40x lens). heat mediated antigen retrieved with Tris-EDTA buffer(pH9).