

IKZF2 antibody



Catalog Number: 111648

Product name

IKZF2 antibody

IP: 1:200-1:1000

IHC: 1:20-1:200


Specificity

Human, Mouse, Rat; other species not tested.

Validations

Antibody description

IKZF2 Rabbit Polyclonal antibody. Positive IP detected in Jurkat cells. Positive WB detected in human placenta tissue. Positive IHC detected in human lymphoma tissue. Observed molecular weight by Western-blot: 65 kDa



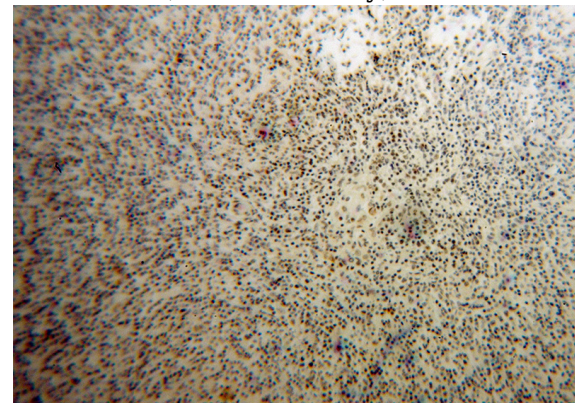
Preparation

This antibody was obtained by immunization of IKZF2 recombinant protein (Accession Number: XM_017003590). Purification method: Antigen affinity purified.

human placenta tissue were subjected to SDS PAGE followed by western blot with Catalog No:111648(IKZF2 antibody) at dilution of 1:500

Formulation

PBS with 0.02% sodium azide and 50% glycerol pH 7.3.



Storage

Store at -20°C. DO NOT ALIQUOT

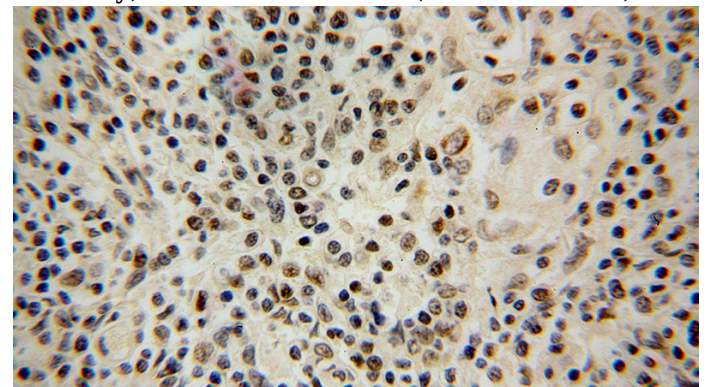
Clonality

Polyclonal

Immunohistochemical of paraffin-embedded human lymphoma using Catalog No:111648(IKZF2 antibody) at dilution of 1:100 (under 10x lens)

Ig Type

Rabbit IgG



Applications

ELISA, WB, IHC, IP

Dilutions

Recommended Dilution:

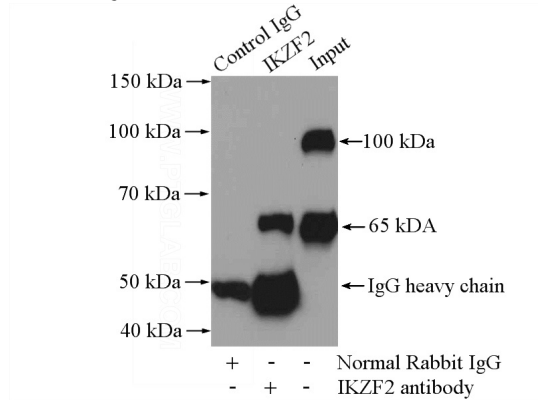
WB: 1:500-1:5000

Immunohistochemical of paraffin-embedded human lymphoma using Catalog No:111648(IKZF2

IKZF2 antibody

Catalog Number: 111648

antibody) at dilution of 1:100 (under 40x lens)



IP Result of anti-**IKZF2** (IP:Catalog No:111648, 4ug; Detection:Catalog No:111648 1:300) with Jurkat cells lysate 2400ug.