

# IGJ antibody

Catalog Number: 111632

## Product name

IGJ antibody

## Specificity

Human, Mouse, Rat; other species not tested.

## Antibody description

IGJ Rabbit Polyclonal antibody. Positive WB detected in human plasma tissue, mouse spleen tissue. Positive IHC detected in human tonsillitis tissue. Observed molecular weight by Western-blot: 25 kDa

## Preparation

This antibody was obtained by immunization of IGJ recombinant protein (Accession Number: XM\_006714212). Purification method: Antigen affinity purified.

## Formulation

PBS with 0.1% sodium azide and 50% glycerol pH 7.3.

## Storage

Store at -20°C. DO NOT ALIQUOT

## Clonality

Polyclonal

## Ig Type

Rabbit IgG

## Applications

ELISA, WB, IHC


## Dilutions

Recommended Dilution:

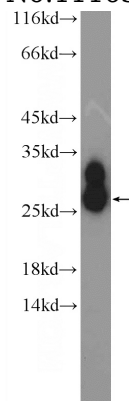
WB: 1:500-1:5000

IHC: 1:20-1:200

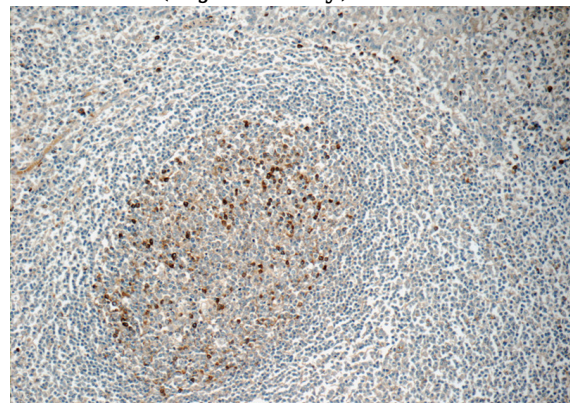
## Validations



mouse spleen tissue were subjected to SDS PAGE followed by western blot with Catalog No:111632(IGJ Antibody) at dilution of 1:300



human plasma tissue were subjected to SDS PAGE followed by western blot with Catalog No:111632(IGJ Antibody) at dilution of 1:1000



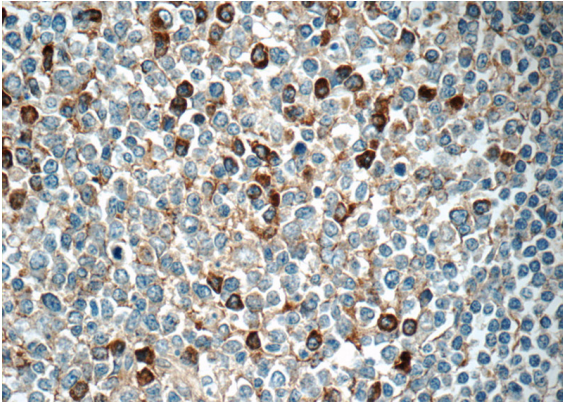
Immunohistochemistry of paraffin-embedded human tonsillitis tissue slide using Catalog No:111632(IGJ Antibody) at dilution of 1:50

# IGJ antibody

Catalog Number: 111632

---

(under 10x lens)



Immunohistochemistry of paraffin-embedded human tonsillitis tissue slide using Catalog No:111632(IGJ Antibody) at dilution of 1:50 (under 40x lens)