

IDO1 antibody



Catalog Number: 111610

Product name

IDO1 antibody

WB: 1:200-1:2000

IHC: 1:50-1:500

Immunogen

Specificity

Human; other species not tested.

Antibody description

IDO1 Rabbit Polyclonal antibody. Positive IHC detected in human tonsillitis tissue. Positive WB detected in human placenta tissue. Observed molecular weight by Western-blot: 42 kDa

Preparation

This antibody was obtained by immunization of IDO1 recombinant protein (Accession Number: NM_002164). Purification method: Antigen affinity purified.

Formulation

PBS with 0.02% sodium azide and 50% glycerol pH 7.3.

Storage

Store at -20°C. DO NOT ALIQUOT

Clonality

Polyclonal

Ig Type

Rabbit IgG

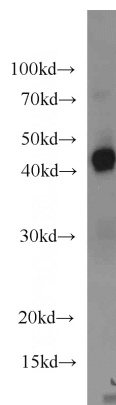
Applications

ELISA, WB, IHC

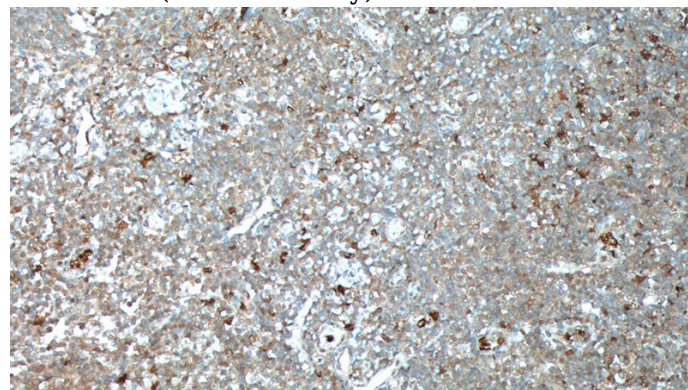
Dilutions

Recommended Dilution:

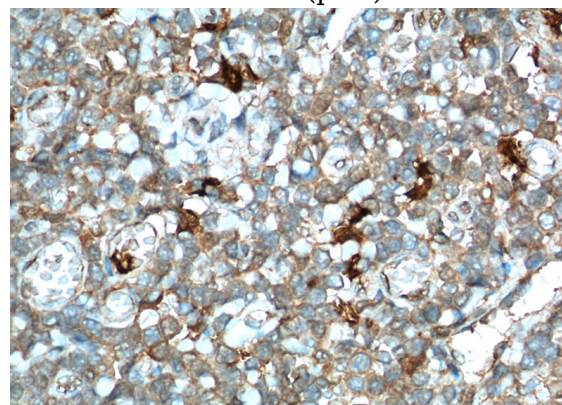
Validations



human placenta tissue were subjected to SDS PAGE followed by western blot with Catalog No:111610(IDO1 antibody) at dilution of 1:1000



Immunohistochemistry of paraffin-embedded human tonsillitis tissue slide using Catalog No:111610(IDO1 Antibody) at dilution of 1:100 (under 10x lens). heat mediated antigen retrieved with Tris-EDTA buffer(pH9).



IDO1 antibody



Catalog Number: 111610

Immunohistochemistry of paraffin-embedded human tonsillitis tissue slide using Catalog No:111610(IDO1 Antibody) at dilution of 1:100

(under 40x lens). heat mediated antigen retrieved with Tris-EDTA buffer(pH9).