

HYAL2 antibody

Catalog Number: 111576

Product name

HYAL2 antibody

Specificity

Human, Mouse; other species not tested.

Antibody description

HYAL2 Rabbit Polyclonal antibody. Positive WB detected in human heart tissue, human lung tissue. Positive IHC detected in human lung cancer tissue. Observed molecular weight by Western-blot: 60 kDa

Preparation

This antibody was obtained by immunization of HYAL2 recombinant protein (Accession Number: XM_005265525). Purification method: Antigen affinity purified.

Formulation

PBS with 0.1% sodium azide and 50% glycerol pH 7.3.

Storage

Store at -20°C. DO NOT ALIQUOT

Clonality

Polyclonal

Ig Type

Rabbit IgG

Applications

ELISA, WB, IHC


Dilutions

Recommended Dilution:

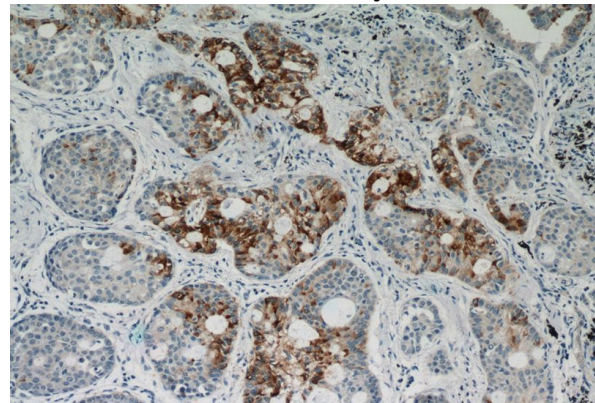
WB: 1:200-1:2000

IHC: 1:20-1:200

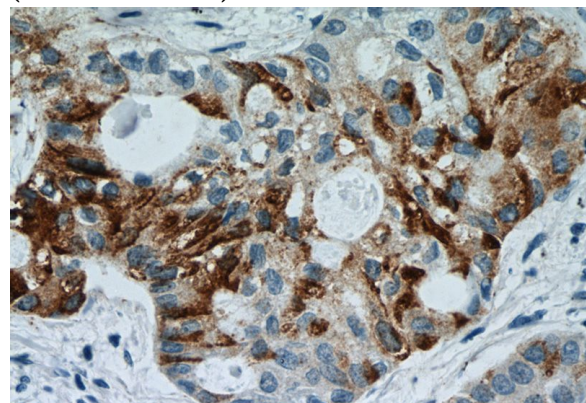
Validations



human heart tissue were subjected to SDS PAGE followed by western blot with Catalog No:111576(HYAL2 antibody) at dilution of 1:300



Immunohistochemistry of paraffin-embedded human lung cancer tissue slide using Catalog No:111576(HYAL2 Antibody) at dilution of 1:50 (under 10x lens)



Immunohistochemistry of paraffin-embedded human lung cancer tissue slide using Catalog

HYAL2 antibody



Catalog Number: 111576

No:111576(HYAL2 Antibody) at dilution of 1:50 (under 40x lens)