

# HSN2 antibody

Catalog Number: 111563

## Product name

HSN2 antibody

## Specificity

Human, Mouse; other species not tested.

## Antibody description

HSN2 Rabbit Polyclonal antibody. Positive WB detected in mouse brain tissue, MCF7 cells. Positive IHC detected in human kidney tissue, human gliomas tissue. Observed molecular weight by Western-blot: 65 kDa

## Preparation

This antibody was obtained by immunization of HSN2 recombinant protein (Accession Number: BC130469). Purification method: Antigen Affinity purified.

## Formulation

PBS with 0.02% sodium azide and 50% glycerol pH 7.3.

## Storage

Store at -20°C. DO NOT ALIQUOT

## Clonality

Polyclonal

## Ig Type

Rabbit IgG

## Applications

ELISA, WB, IHC


## Dilutions

Recommended Dilution:

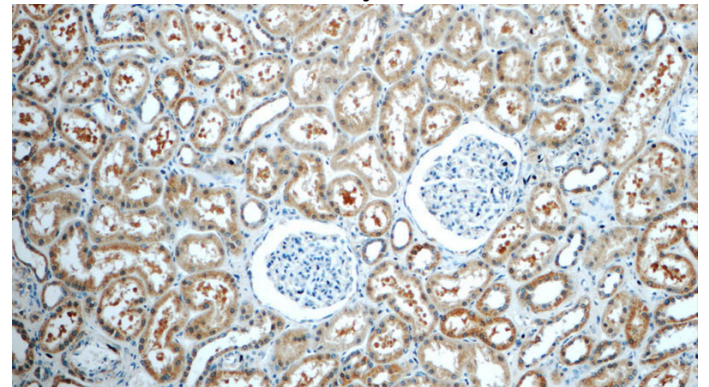
WB: 1:500-1:5000

IHC: 1:20-1:200

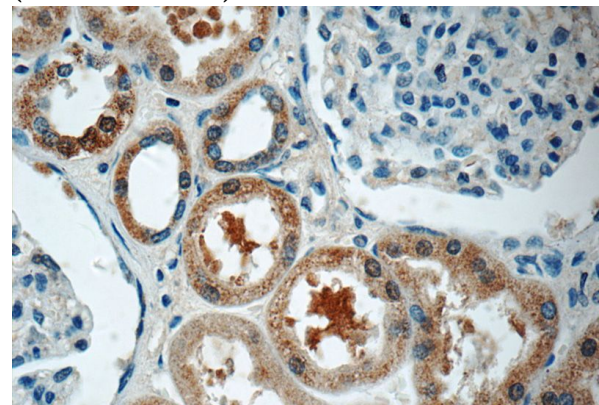
## Validations



mouse brain tissue were subjected to SDS PAGE followed by western blot with Catalog No:111563(HSN2 antibody) at dilution of 1:1000



Immunohistochemistry of paraffin-embedded human kidney tissue slide using Catalog No:111563(HSN2 Antibody) at dilution of 1:50 (under 10x lens)



Immunohistochemistry of paraffin-embedded human kidney tissue slide using Catalog No:111563(HSN2 Antibody) at dilution of 1:50

# HSN2 antibody



Catalog Number: 111563

---

(under 40x lens)