

HS3ST1 antibody



Catalog Number: 111470

Product name

HS3ST1 antibody

Specificity

human, mouse, rat; other species not tested.

Antibody description

HS3ST1 Rabbit Polyclonal antibody. Positive IHC detected in human heart. Positive WB detected in mouse spleen tissue. Observed molecular weight by Western-blot: 46kd

Preparation

This antibody was obtained by immunization of HS3ST1 recombinant protein (Accession Number: XM_011513913). Purification method: Antigen affinity purified.

Formulation

PBS with 0.1% sodium azide and 50% glycerol pH 7.3.

Storage

Store at -20°C. DO NOT ALIQUOT

Clonality

Polyclonal

Ig Type

Rabbit IgG

Applications

ELISA, WB, IHC


Dilutions

Recommended Dilution:

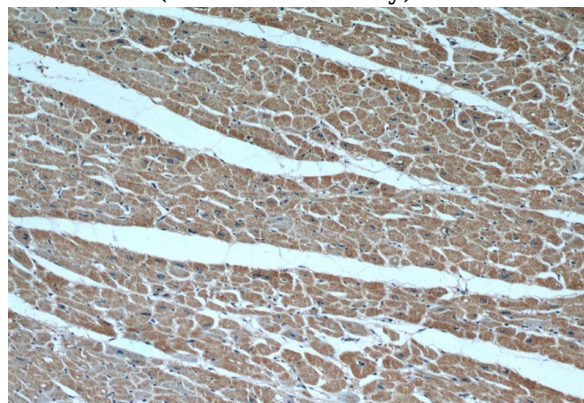
WB: 1:200-1:2000

IHC: 1:20-1:200

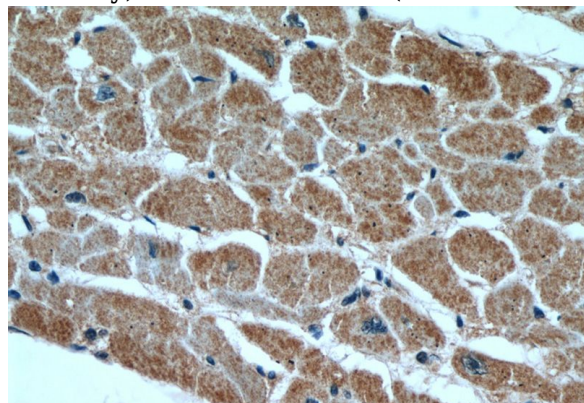
Validations



mouse spleen tissue were subjected to SDS PAGE followed by western blot with Catalog No:111470(HS3ST1 antibody) at dilution of 1:500



Immunohistochemical of paraffin-embedded human heart using Catalog No:111470(HS3ST1 antibody) at dilution of 1:50 (under 10x lens)



Immunohistochemical of paraffin-embedded human heart using Catalog No:111470(HS3ST1 antibody) at dilution of 1:50 (under 40x lens)