

HPGD antibody



Catalog Number: 111448

Product name

HPGD antibody

IP: 1:200-1:1000

IHC: 1:20-1:200

Specificity

Human; other species not tested.

Antibody description

HPGD Rabbit Polyclonal antibody. Positive IHC detected in human colon cancer tissue. Positive WB detected in human placenta tissue. Positive IP detected in human placenta tissue. Observed molecular weight by Western-blot: 25-28 kDa

Preparation

This antibody was obtained by immunization of HPGD recombinant protein (Accession Number: NM_000860). Purification method: Antigen affinity purified.

Formulation

PBS with 0.1% sodium azide and 50% glycerol pH 7.3.

Storage

Store at -20°C. DO NOT ALIQUOT

Clonality

Polyclonal

Ig Type

Rabbit IgG

Applications


ELISA, WB, IHC, IP

Dilutions

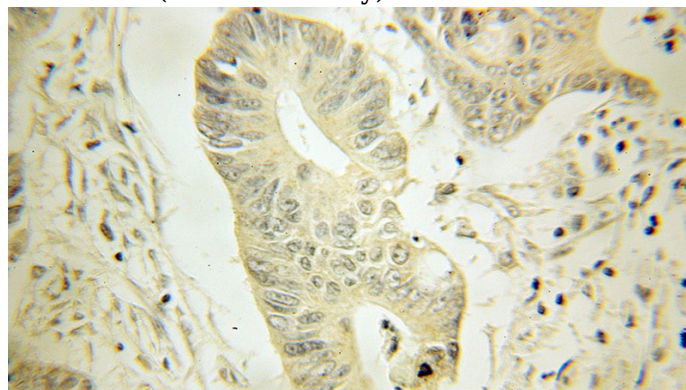
Recommended Dilution:

WB: 1:200-1:1000

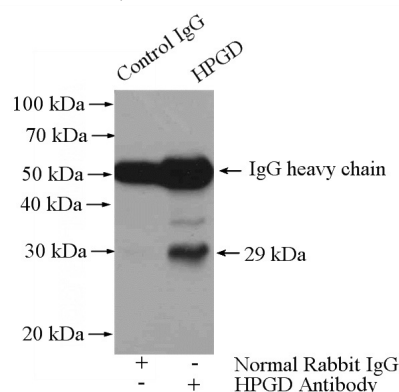
Validations



human placenta tissue were subjected to SDS PAGE followed by western blot with Catalog No:111448(HPGD antibody) at dilution of 1:300



Immunohistochemical of paraffin-embedded human colon cancer using Catalog No:111448(HPGD antibody) at dilution of 1:50 (under 25x lens)



IP Result of anti-HPGD (IP:Catalog No:111448,

HPGD antibody



Catalog Number: 111448

4ug; Detection:Catalog No:111448 1:300) with human placenta tissue lysate 4000ug.