

HA tag antibody

Catalog Number: 111327

Product name

HA tag antibody

Specificity

Tag

Antibody description

HA tag Rabbit Polyclonal antibody. Positive WB detected in recombinant protein, Transfected HEK-293 cells. Positive IP detected in Transfected HEK-293 cells. Positive IF detected in Transfected HEK-293 cells.

Preparation

This antibody was obtained by immunization of Peptide. Purification method: Antigen affinity purified.

Formulation

PBS with 0.1% sodium azide and 50% glycerol pH 7.3.

Storage

Store at -20°C. DO NOT ALIQUOT

Clonality

Polyclonal

Ig Type

Rabbit IgG

Applications

ELISA, WB, IP, IF

Dilutions

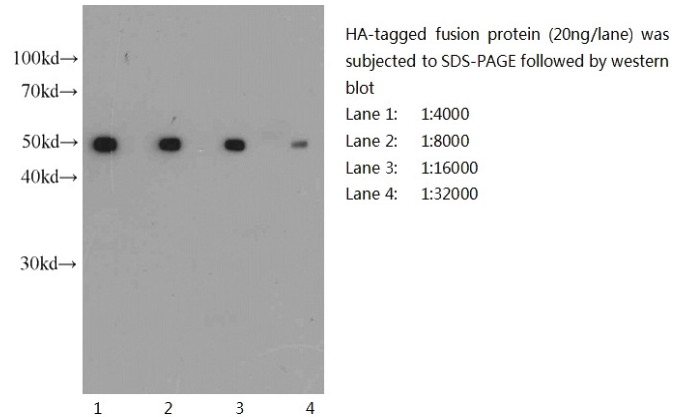
Recommended Dilution:

WB: 1:2000-1:20000

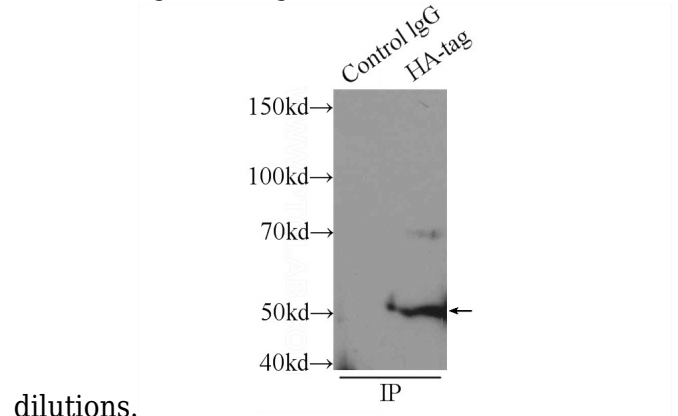
IP: 1:1000-1:10000

IF: 1:10-1:100

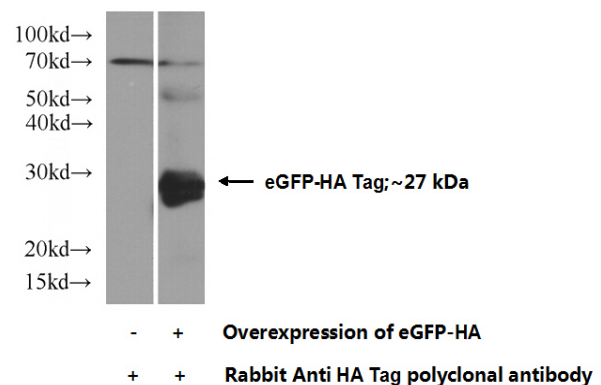
Validations



Western blot of HA-tagged fusion protein with anti-HA-tag (Catalog No:117324) at various



IP Result of anti-HA-tag (IP:Catalog No:117324, 3ug; Detection:Catalog No:117324 1:2000) with Transfected HEK-293 cells lysate 500ug.

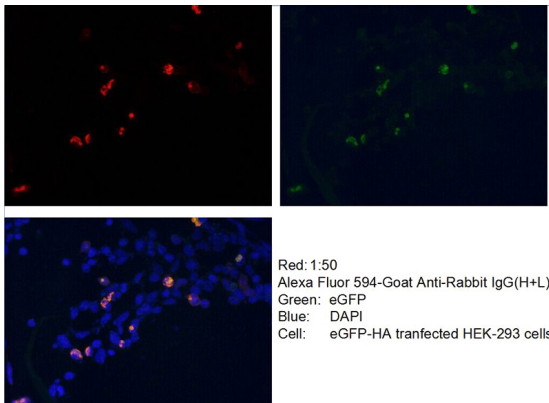


Transfected HEK-293 cells were subjected to SDS PAGE followed by western blot with Catalog No:117324(HA-tag Antibody) at dilution of 1:3000

HA tag antibody



Catalog Number: 111327



Immunofluorescent analysis of Transfected HEK-293 cells using Catalog No:117324(HA-tag Antibody) at dilution of 1:25 and Alexa Fluor 488-conjugated AffiniPure Goat Anti-Rabbit IgG(H+L)