

# GUSB antibody

Catalog Number: 111317

## Product name

GUSB antibody

## Specificity

Human, Mouse, Rat; other species not tested.

## Antibody description

GUSB Rabbit Polyclonal antibody. Positive WB detected in mouse liver tissue, HL-60 cells, mouse heart tissue. Positive IHC detected in human colon cancer tissue. Observed molecular weight by Western-blot: 78kd

## Preparation

This antibody was obtained by immunization of GUSB recombinant protein (Accession Number: NM\_000181). Purification method: Antigen affinity purified.

## Formulation

PBS with 0.02% sodium azide and 50% glycerol pH 7.3.

## Storage

Store at -20°C. DO NOT ALIQUOT

## Clonality

Polyclonal

## Ig Type

Rabbit IgG

## Applications

ELISA, WB, IHC


## Dilutions

Recommended Dilution:

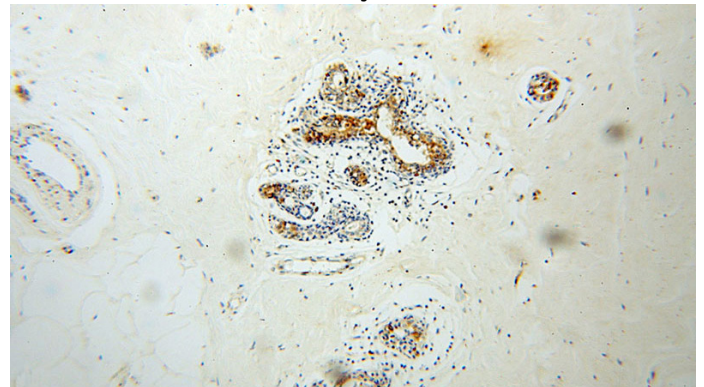
WB: 1:200-1:2000

IHC: 1:20-1:200

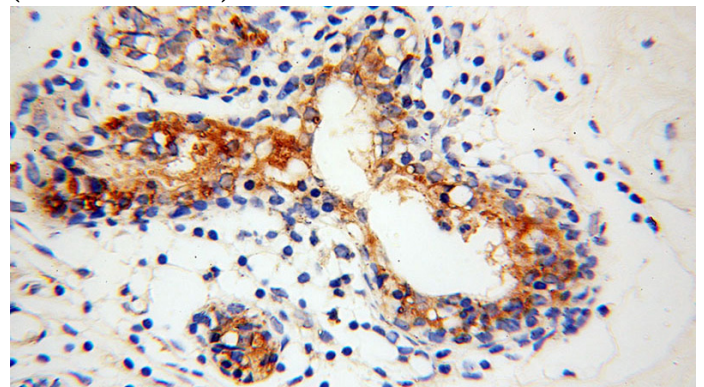
## Validations



mouse liver tissue were subjected to SDS PAGE followed by western blot with Catalog No:111317(GUSB antibody) at dilution of 1:500



Immunohistochemical of paraffin-embedded human colon cancer using Catalog No:111317(GUSB antibody) at dilution of 1:50 (under 10x lens)



Immunohistochemical of paraffin-embedded human colon cancer using Catalog No:111317(GUSB antibody) at dilution of 1:50

# GUSB antibody



Catalog Number: 111317

---

(under 40x lens)