

GK3P antibody

Catalog Number: 111015

Product name

GK3P antibody

Specificity

human, mouse, rat; other species not tested.

Antibody description

GK3P Rabbit Polyclonal antibody. Positive IHC detected in human skin cancer. Positive WB detected in HeLa cells, mouse testis tissue. Observed molecular weight by Western-blot: 61kd

Preparation

This antibody was obtained by immunization of GK3P recombinant protein (Accession Number: BC066960). Purification method: Antigen affinity purified.

Formulation

PBS with 0.02% sodium azide and 50% glycerol pH 7.3.

Storage

Store at -20°C. DO NOT ALIQUOT

Clonality

Polyclonal

Ig Type

Rabbit IgG

Applications

ELISA, WB, IHC

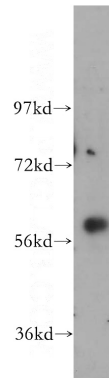
Dilutions

Recommended Dilution:

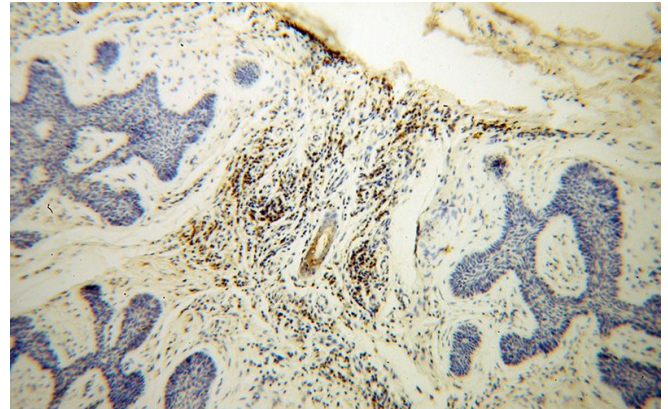
WB: 1:500-1:5000

IHC: 1:20-1:200

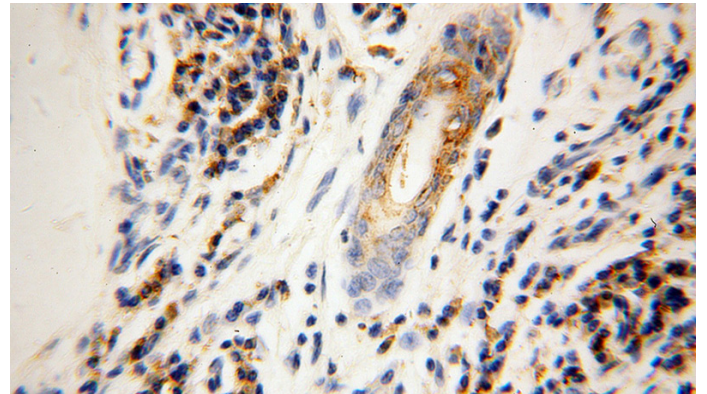
Validations



HeLa cells were subjected to SDS PAGE followed by western blot with Catalog No:111015(GK3P antibody) at dilution of 1:500



Immunohistochemical of paraffin-embedded human skin cancer using Catalog No:111015(GK3P antibody) at dilution of 1:100 (under 10x lens)



Immunohistochemical of paraffin-embedded human skin cancer using Catalog No:111015(GK3P antibody) at dilution of 1:100 (under 40x lens)