

# GIMAP7 antibody

Catalog Number: 110975

## Product name

GIMAP7 antibody

## Specificity

Human; other species not tested.

## Antibody description

GIMAP7 Rabbit Polyclonal antibody. Positive IF detected in HepG2 cells. Positive IP detected in Jurkat cells. Positive WB detected in Jurkat cells. Observed molecular weight by Western-blot: 34kd

## Preparation

This antibody was obtained by immunization of GIMAP7 recombinant protein (Accession Number: NM\_153236). Purification method: Antigen affinity purified.

## Formulation

PBS with 0.02% sodium azide and 50% glycerol pH 7.3.

## Storage

Store at -20°C. DO NOT ALIQUOT

## Clonality

Polyclonal

## Ig Type

Rabbit IgG

## Applications

ELISA, WB, IF, IP

## Dilutions


Recommended Dilution:

WB: 1:500-1:5000

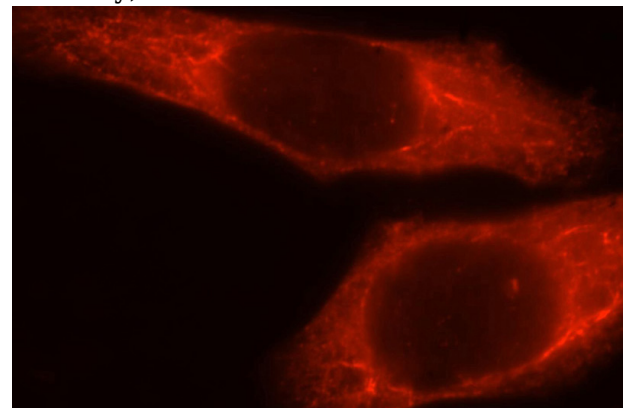
IP: 1:200-1:2000

IF: 1:10-1:100

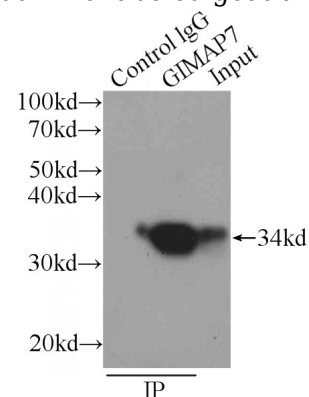
## Validations



Jurkat cells were subjected to SDS PAGE followed by western blot with Catalog No:110975(GIMAP7 antibody) at dilution of 1:800



Immunofluorescent analysis of HepG2 cells, using GIMAP7 antibody Catalog No:110975 at 1:25 dilution and Rhodamine-labeled goat anti-rabbit



IgG (red).

IP Result of anti-GIMAP7 (IP:Catalog No:110975, 4ug; Detection:Catalog No:110975 1:800) with Jurkat cells lysate 1080ug.