

GCAT antibody



Catalog Number: 110898

Product name

GCAT antibody

Specificity

Human, Mouse, Rat; other species not tested.

Antibody description

GCAT Rabbit Polyclonal antibody. Positive IHC detected in human pancreas tissue. Positive WB detected in mouse pancreas tissue, mouse brain tissue. Observed molecular weight by Western-blot: 45 kDa

Preparation

This antibody was obtained by immunization of GCAT recombinant protein (Accession Number: XM_017028677). Purification method: Antigen affinity purified.

Formulation

PBS with 0.02% sodium azide and 50% glycerol pH 7.3.

Storage

Store at -20°C. DO NOT ALIQUOT

Clonality

Polyclonal

Ig Type

Rabbit IgG

Applications

ELISA, WB, IHC


Dilutions

Recommended Dilution:

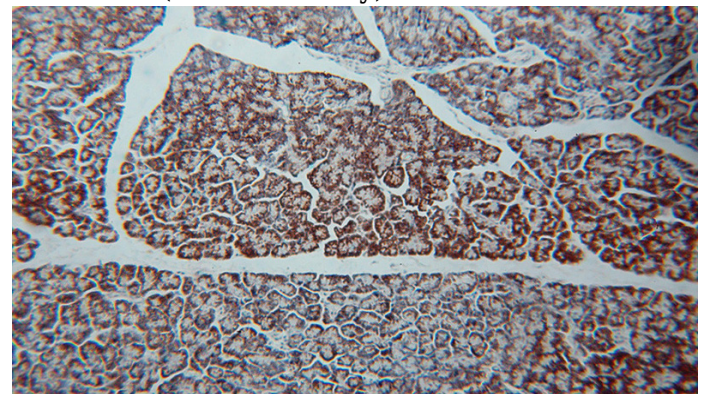
WB: 1:500-1:5000

IHC: 1:20-1:200

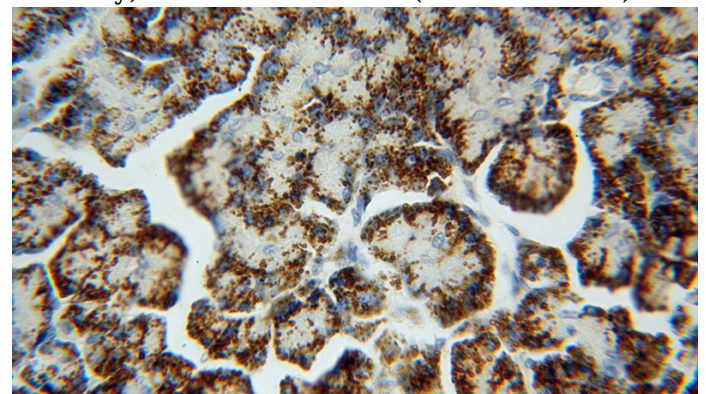
Validations



mouse pancreas tissue were subjected to SDS PAGE followed by western blot with Catalog No:110898(GCAT antibody) at dilution of 1:600



Immunohistochemical of paraffin-embedded human pancreas using Catalog No:110898(GCAT antibody) at dilution of 1:100 (under 10x lens)



Immunohistochemical of paraffin-embedded human pancreas using Catalog No:110898(GCAT antibody) at dilution of 1:100 (under 40x lens)