

GBA antibody

Catalog Number: 110888

Product name

GBA antibody

Specificity

Human; other species not tested.

Antibody description

GBA Rabbit Polyclonal antibody. Positive IHC detected in human breast cancer tissue, human brain tissue. Positive IF detected in SH-SY5Y cells.

Preparation

This antibody was obtained by immunization of GBA recombinant protein (Accession Number: BC000349). Purification method: Antigen affinity purified.

Formulation

PBS with 0.02% sodium azide and 50% glycerol pH 7.3.

Storage

Store at -20°C. DO NOT ALIQUOT

Clonality

Polyclonal

Ig Type

Rabbit IgG

Applications

ELISA, IHC, IF

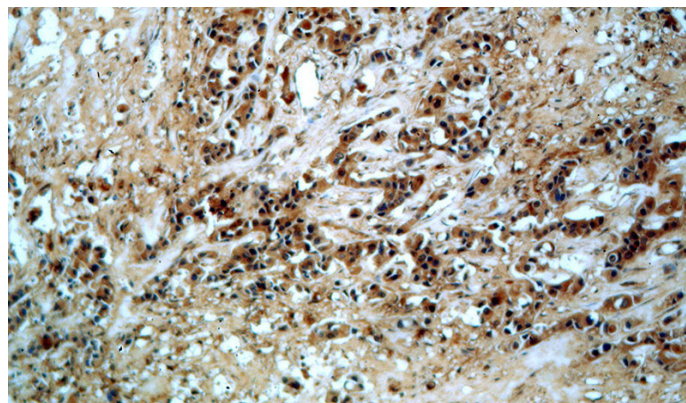
Dilutions

Recommended Dilution:

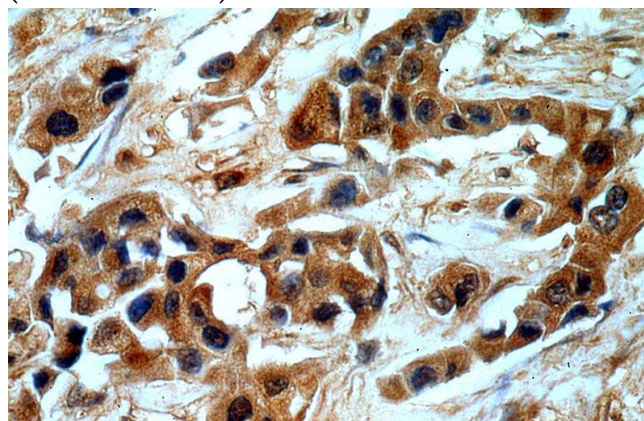
IHC: 1:20-1:200

IF: 1:50-1:500

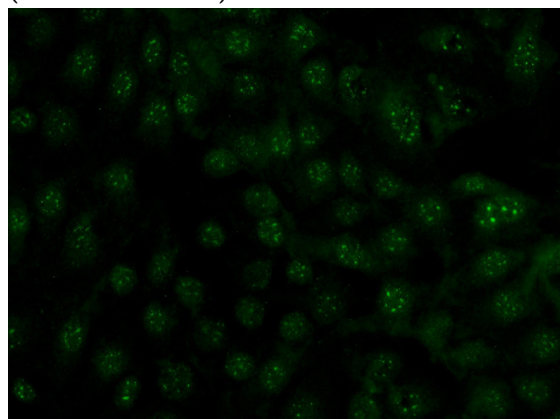
Validations



Immunohistochemical of paraffin-embedded human breast cancer using Catalog No:110888(GBA antibody) at dilution of 1:50 (under 10x lens)



Immunohistochemical of paraffin-embedded human breast cancer using Catalog No:110888(GBA antibody) at dilution of 1:50 (under 40x lens)



Immunofluorescent analysis of (-20oc Ethanol) fixed SH-SY5Y cells using Catalog No:110888(GBA Antibody) at dilution of 1:100 and Alexa Fluor 488-conjugated AffiniPure Goat Anti-Rabbit IgG(H+L)