

GATC antibody

Catalog Number: 110886

Product name

GATC antibody

Specificity

Human, Mouse; other species not tested.

Antibody description

GATC Rabbit Polyclonal antibody. Positive IP detected in mouse liver tissue. Positive IHC detected in human liver tissue. Observed molecular weight by Western-blot: 15 kDa

Preparation

This antibody was obtained by immunization of GATC recombinant protein (Accession Number: NM_176818). Purification method: Antigen Affinity purified.

Formulation

PBS with 0.02% sodium azide and 50% glycerol pH 7.3.

Storage

Store at -20°C. DO NOT ALIQUOT

Clonality

Polyclonal

Ig Type

Rabbit IgG

Applications

ELISA, IHC, IP

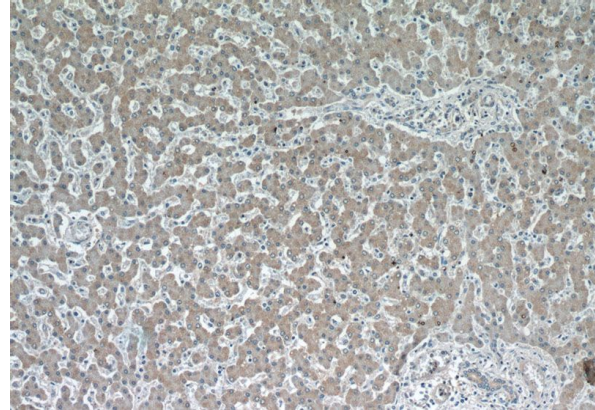
Dilutions

Recommended Dilution:

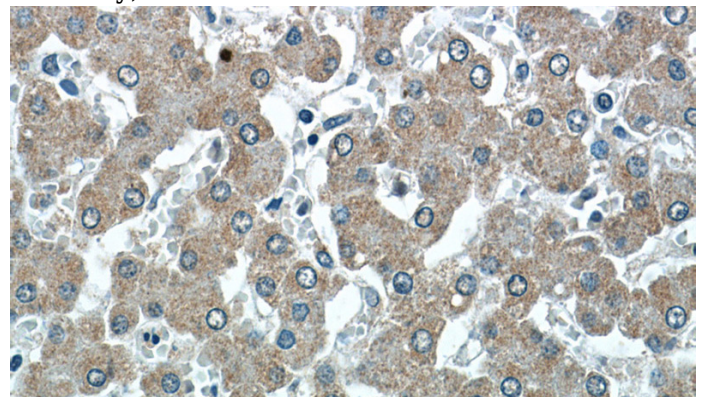
IP: 1:200-1:2000

IHC: 1:20-1:200


Validations



Immunohistochemistry of paraffin-embedded human liver slide using Catalog No:110886(GATC Antibody) at dilution of 1:50



Immunohistochemistry of paraffin-embedded human liver slide using Catalog No:110886(GATC



Antibody) at dilution of 1:50

IP Result of anti-GATC (IP:Catalog No:110886, 3ug; Detection:Catalog No:110886 1:500) with mouse liver tissue lysate 12500ug.