

GART antibody

Catalog Number: 110868

Product name

GART antibody

IP: 1:200-1:2000

IHC: 1:20-1:200

Specificity


Human, Mouse, Rat; other species not tested.

IF: 1:20-1:200

Antibody description

GART Rabbit Polyclonal antibody. Positive IHC detected in human cervical cancer tissue. Positive IF detected in HepG2 cells. Positive IP detected in HepG2 cells. Positive WB detected in HepG2 cells. Observed molecular weight by Western-blot: 108 kDa

Validations



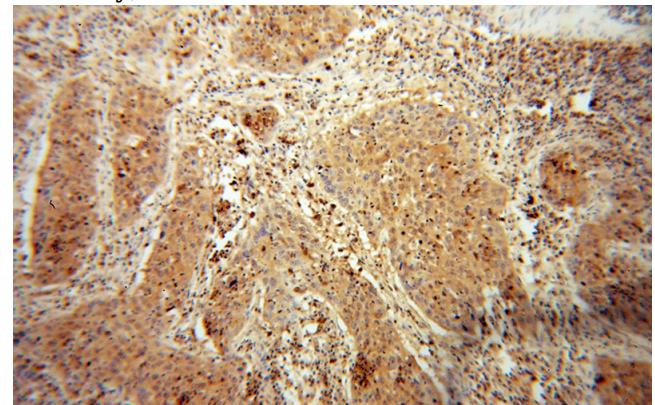
Preparation

This antibody was obtained by immunization of GART recombinant protein (Accession Number: NM_175085). Purification method: Antigen affinity purified.

HepG2 cells were subjected to SDS PAGE followed by western blot with Catalog No:110868(GART antibody) at dilution of 1:500

Formulation

PBS with 0.02% sodium azide and 50% glycerol pH 7.3.



Storage

Store at -20°C. DO NOT ALIQUOT

Clonality

Polyclonal

Ig Type

Rabbit IgG

Applications

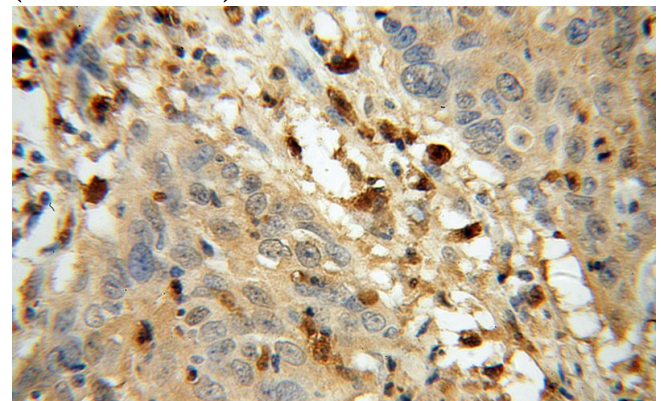
ELISA, WB, IHC, IP, IF

Dilutions

Recommended Dilution:

WB: 1:500-1:5000

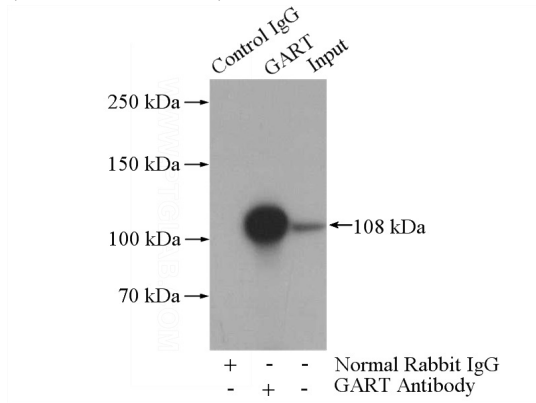
Immunohistochemical of paraffin-embedded human cervical cancer using Catalog No:110868(GART antibody) at dilution of 1:100 (under 10x lens)



GART antibody

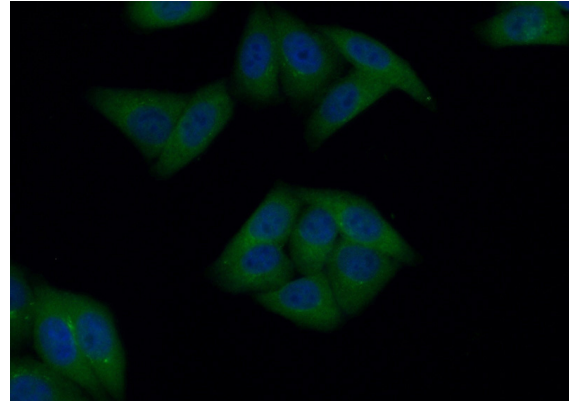
Catalog Number: 110868

Immunohistochemical of paraffin-embedded human cervical cancer using Catalog No:110868(GART antibody) at dilution of 1:100 (under 40x lens)



IP Result of anti-GART (IP:Catalog No:110868, 4ug; Detection:Catalog No:110868 1:500) with

HepG2 cells lysate 1600ug.



Immunofluorescent analysis of (10% Formaldehyde) fixed HepG2 cells using Catalog No:110868(GART Antibody) at dilution of 1:50 and Alexa Fluor 488-conjugated AffiniPure Goat Anti-Rabbit IgG(H+L)