

GABPB1 antibody

Catalog Number: 110805

Product name

GABPB1 antibody

IP: 1:500-1:5000

IHC: 1:20-1:200

Specificity

Human, Mouse, Rat; other species not tested.

Antibody description

GABPB1 Rabbit Polyclonal antibody. Positive WB detected in mouse lung tissue, HeLa cells, HepG2 cells, MCF7 cells, mouse testis tissue. Positive IP detected in HeLa cells. Positive IHC detected in human testis tissue. Observed molecular weight by Western-blot: 36-45 kDa, 47-53 kDa

Preparation

This antibody was obtained by immunization of GABPB1 recombinant protein (Accession Number: NM_002041). Purification method: Antigen affinity purified.

Formulation

PBS with 0.1% sodium azide and 50% glycerol pH 7.3.

Storage

Store at -20°C. DO NOT ALIQUOT

Clonality

Polyclonal

Ig Type

Rabbit IgG

Applications

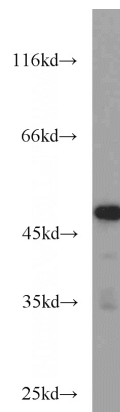
ELISA, IHC, WB, IP

Dilutions

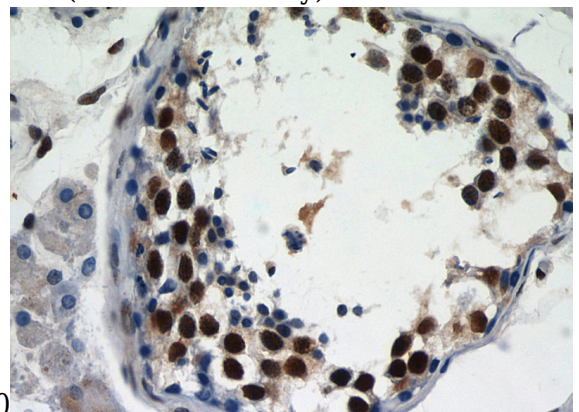
Recommended Dilution:

WB: 1:500-1:5000

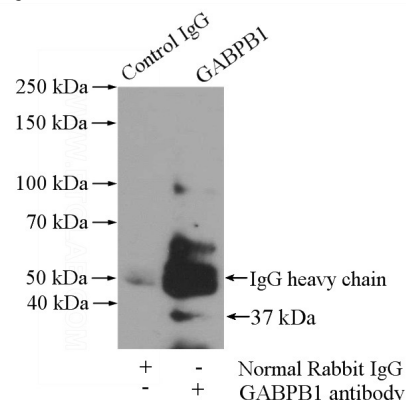
Validations



mouse lung tissue were subjected to SDS PAGE followed by western blot with Catalog No:110805(GABPB1 antibody) at dilution of



1:1000 Immunohistochemical of paraffin-embedded human testis using Catalog No:110805(GABPB1 antibody) at dilution of 1:50 (under 40x lens)



IP Result of anti-GABPB1 (IP:Catalog No:110805,

GABPB1 antibody



Catalog Number: 110805

4ug; Detection:Catalog No:110805 1:1000) with HeLa cells lysate 520ug.