

# FUT7 antibody

Catalog Number: 110749

## Product name

FUT7 antibody

IHC: 1:20-1:200

IF: 1:20-1:200

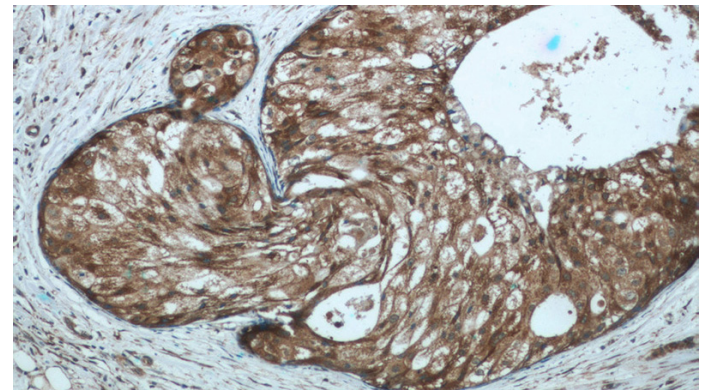
## Specificity

Human, Mouse, Rat; other species not tested.

## Validations

## Antibody description

FUT7 Rabbit Polyclonal antibody. Positive WB detected in HeLa cells. Positive IF detected in HeLa cells. Positive IHC detected in human breast cancer tissue, human tonsillitis tissue. Observed molecular weight by Western-blot: 39-50 kDa



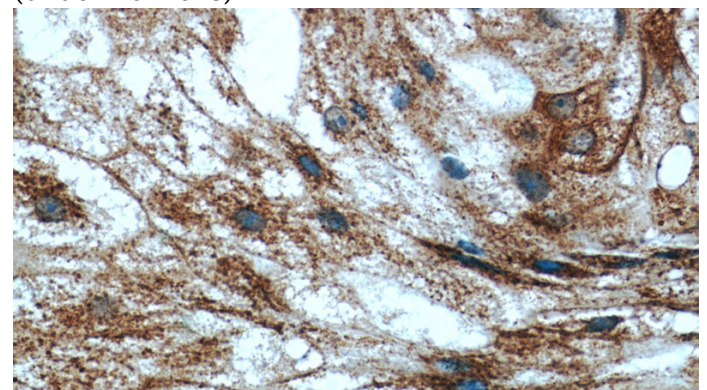
## Preparation

This antibody was obtained by immunization of FUT7 recombinant protein (Accession Number: NM\_004479). Purification method: Antigen affinity purified.

Immunohistochemistry of paraffin-embedded human breast cancer tissue slide using Catalog No:110749(FUT7 Antibody) at dilution of 1:50 (under 10x lens)

## Formulation

PBS with 0.1% sodium azide and 50% glycerol pH 7.3.



## Storage

Store at -20°C. DO NOT ALIQUOT

## Clonality

Polyclonal

Immunohistochemistry of paraffin-embedded human breast cancer tissue slide using Catalog No:110749(FUT7 Antibody) at dilution of 1:50

## Ig Type

Rabbit IgG

## Applications


ELISA, IHC, WB, IF

## Dilutions

Recommended Dilution:

WB: 1:200-1:2000

(under 40x lens)



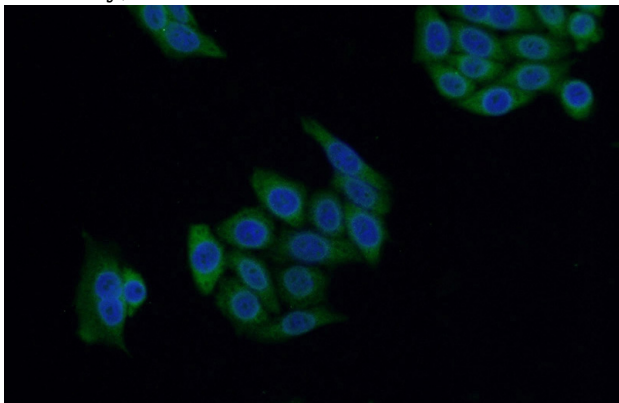
HeLa cells were subjected to SDS PAGE followed

# FUT7 antibody

Catalog Number: 110749

---

by western blot with Catalog No:110749(FUT7 antibody) at dilution of 1:500



Immunofluorescent analysis of HeLa cells using Catalog No:110749(FUT7 Antibody) at dilution of 1:50 and Alexa Fluor 488-conjugated AffiniPure Goat Anti-Rabbit IgG(H+L)