

# FOXO1 antibody



Catalog Number: 110703

## Product name

FOXO1 antibody

## Immunogen

[Human FOXO1 Recombinant protein \(GST tag\)](#)

## Specificity

Human, Mouse, Rat; other species not tested.

## Antibody description

FOXO1 Rabbit Polyclonal antibody. Positive IHC detected in mouse brain tissue. Positive FC detected in HeLa cells. Positive WB detected in HeLa cells, L02 cells, mouse brain tissue, mouse liver tissue. Observed molecular weight by Western-blot: 70-80 kDa

## Preparation

This antibody was obtained by immunization of FOXO1 recombinant protein (Accession Number: NM\_002015). Purification method: Antigen affinity purified.

## Formulation

PBS with 0.1% sodium azide and 50% glycerol pH 7.3.

## Storage

Store at -20°C. DO NOT ALIQUOT

## Clonality

Polyclonal

## Ig Type

Rabbit IgG

## Applications

ELISA, WB, IHC, FC

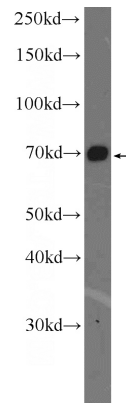
## Dilutions

Recommended Dilution:

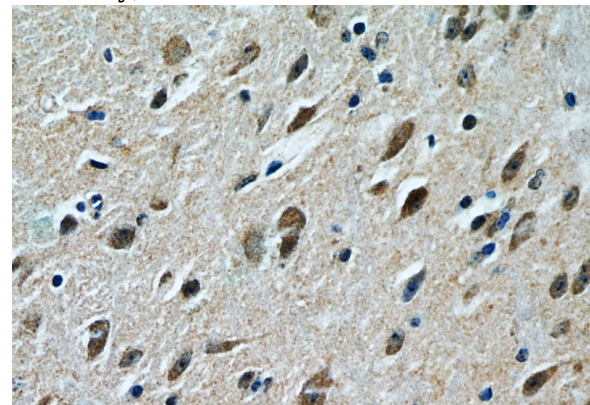
WB: 1:200-1:2000

IHC: 1:20-1:200

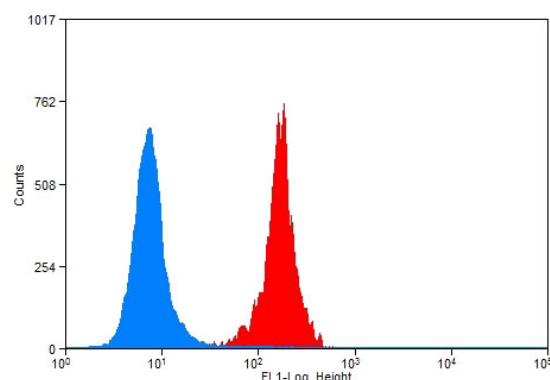
## Validations



HeLa cells were subjected to SDS PAGE followed by western blot with Catalog No:110703(FOXO1 Antibody) at dilution of 1:600



Immunohistochemistry of paraffin-embedded mouse brain tissue slide using Catalog No:110703(FOXO1 Antibody) at dilution of 1:200 (under 40x lens)



# FOXO1 antibody



Catalog Number: 110703

---

1X10<sup>6</sup> HeLa cells were stained with 0.2ug FOXO1 antibody (Catalog No:110703, red) and control antibody (blue). Fixed with 90% MeOH

blocked with 3% BSA (30 min). Alexa Fluor 488-conjugated AffiniPure Goat Anti-Rabbit IgG(H+L) with dilution 1:100.