

FAM160B1 antibody

Catalog Number: 110574

Product name

FAM160B1 antibody

IP: 1:200-1:1000

IF: 1:20-1:200


Specificity

Human; other species not tested.

Validations

Antibody description

FAM160B1 Rabbit Polyclonal antibody. Positive IF detected in PC-3 cells. Positive WB detected in PC-3 cells. Positive IP detected in PC-3 cells. Observed molecular weight by Western-blot: 105 kDa



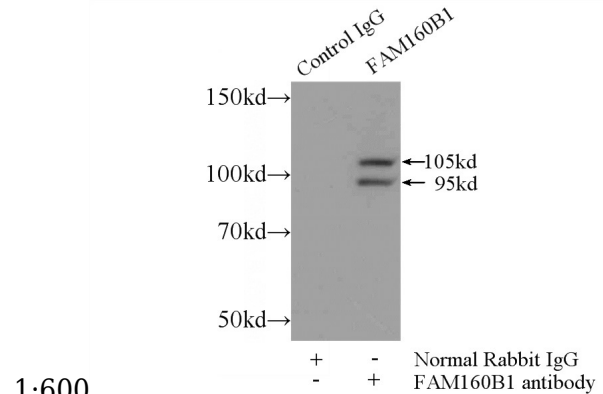
Preparation

This antibody was obtained by immunization of FAM160B1 recombinant protein (Accession Number: NM_001135051). Purification method: Antigen affinity purified.

PC-3 cells were subjected to SDS PAGE followed by western blot with Catalog No:110574(FAM160B1 Antibody) at dilution of

Formulation

PBS with 0.1% sodium azide and 50% glycerol pH 7.3.



Storage

Store at -20°C. DO NOT ALIQUOT

IP Result of anti-FAM160B1 (IP:Catalog No:110574, 5ug; Detection:Catalog No:110574 1:300) with PC-3 cells lysate 1500ug.

Clonality

Polyclonal

Ig Type

Rabbit IgG

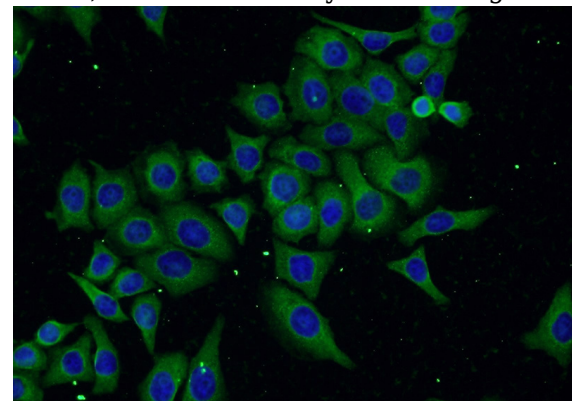
Applications

ELISA, WB, IP, IF

Dilutions

Recommended Dilution:

WB: 1:200-1:2000



Immunofluorescent analysis of PC-3 cells using

FAM160B1 antibody



Catalog Number: 110574

Catalog No:110574(FAM160B1 Antibody) at

dilution of 1:50 and Alexa Fluor 488-conjugated
AffiniPure Goat Anti-Rabbit IgG(H+L)