

FBXO2 antibody

Catalog Number: 110549

Product name

FBXO2 antibody

Specificity

Human, Mouse, Rat; other species not tested.

Antibody description

FBXO2 Rabbit Polyclonal antibody. Positive IHC detected in human brain tissue, mouse brain tissue, rat brain tissue, rat cerebellum tissue. Positive WB detected in SH-SY5Y cells. Observed molecular weight by Western-blot: 33-40 kDa

Preparation

This antibody was obtained by immunization of FBXO2 recombinant protein (Accession Number: NM_012168). Purification method: Antigen affinity purified.

Formulation

PBS with 0.02% sodium azide and 50% glycerol pH 7.3.

Storage

Store at -20°C. DO NOT ALIQUOT

Clonality

Polyclonal

Ig Type

Rabbit IgG

Applications

ELISA, IHC, WB

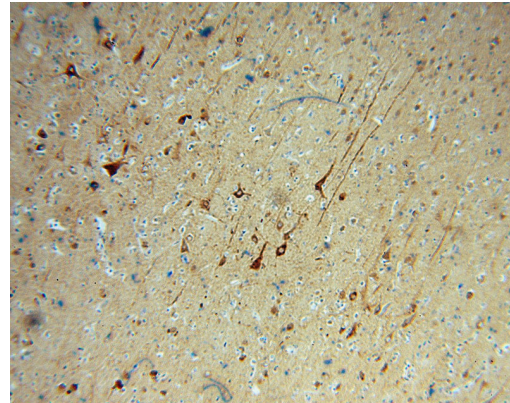
Dilutions

Recommended Dilution:

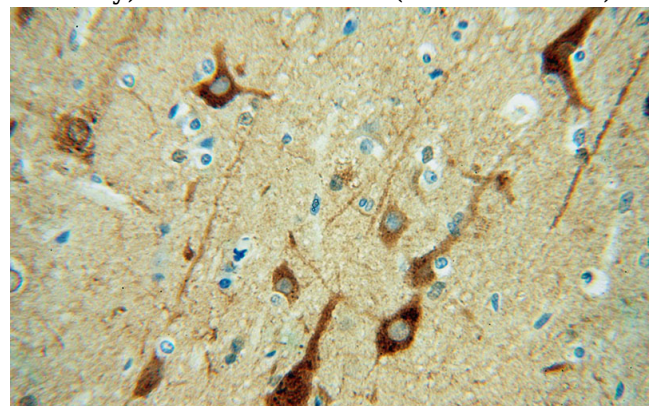
WB: 1:200-1:1000

IHC: 1:20-1:200


Validations



Immunohistochemical of paraffin-embedded human brain using Catalog No:110549(FBXO2 antibody) at dilution of 1:50 (under 10x lens)



Immunohistochemical of paraffin-embedded human brain using Catalog No:110549(FBXO2 antibody) at dilution of 1:50 (under 40x lens)



SH-SY5Y cells were subjected to SDS PAGE followed by western blot with Catalog No:110549(FBXO2 Antibody) at dilution of 1:300