

FAM127B antibody



Catalog Number: 110469

Product name

FAM127B antibody

IHC: 1:20-1:200

IF: 1:10-1:100


Specificity

Human, Mouse, Rat; other species not tested.

Antibody description

FAM127B Rabbit Polyclonal antibody. Positive IHC detected in human colon tissue, human brain tissue. Positive IF detected in HepG2 cells. Positive WB detected in PC-3 cells, HeLa cells. Observed molecular weight by Western-blot: 13 kDa

Validations



Preparation

This antibody was obtained by immunization of FAM127B recombinant protein (Accession Number: NM_001078172). Purification method: Antigen affinity purified.

PC-3 cells were subjected to SDS PAGE followed by western blot with Catalog No:110469(FAM127B antibody) at dilution of

Formulation

PBS with 0.02% sodium azide and 50% glycerol pH 7.3.

Storage

Store at -20°C. DO NOT ALIQUOT

Clonality

Polyclonal

Ig Type

Rabbit IgG

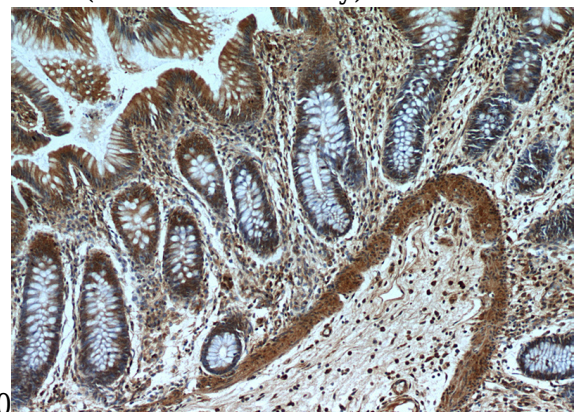
Applications

ELISA, WB, IHC, IF

Dilutions

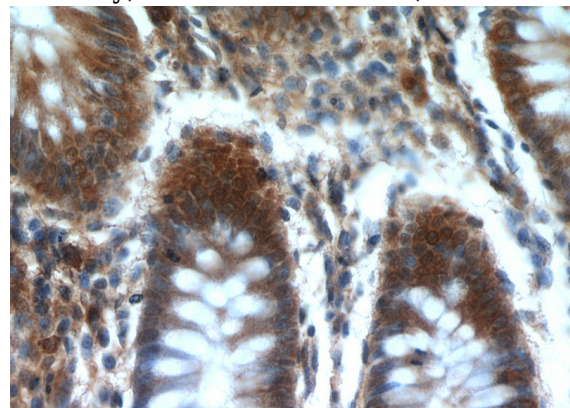
Recommended Dilution:

WB: 1:200-1:2000



1:500

Immunohistochemical of paraffin-embedded human colon using Catalog No:110469(FAM127B antibody) at dilution of 1:100 (under 10x lens)

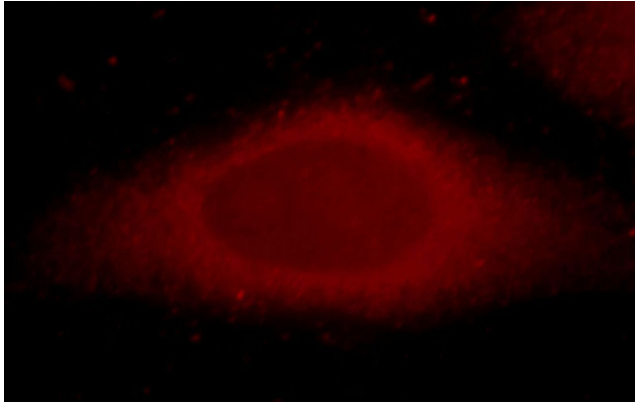


Immunohistochemical of paraffin-embedded

FAM127B antibody

Catalog Number: 110469

human colon using Catalog No:110469(FAM127B antibody) at dilution of 1:100 (under 40x lens)



Immunofluorescent analysis of HepG2 cells, using FAM127B antibody Catalog No:110469 at 1:25 dilution and Rhodamine-labeled goat anti-rabbit IgG (red).