

FAM124B antibody

Catalog Number: 110467

Product name

FAM124B antibody

WB: 1:200-1:2000

IHC: 1:20-1:200

Specificity


Human, Mouse, Rat; other species not tested.

IF: 1:10-1:100

Antibody description

FAM124B Rabbit Polyclonal antibody. Positive IF detected in Hela cells. Positive IHC detected in human lung cancer tissue, human lung tissue, mouse heart tissue. Positive WB detected in K-562 cells, HeLa cells, HepG2 cells, MCF7 cells, mouse heart tissue, mouse testis tissue. Observed molecular weight by Western-blot: 51kd

Validations



Preparation

This antibody was obtained by immunization of FAM124B recombinant protein (Accession Number: XM_047445888). Purification method: Antigen affinity purified.

K-562 cells were subjected to SDS PAGE followed by western blot with Catalog No:110467(FAM124B antibody) at dilution of

Formulation

PBS with 0.02% sodium azide and 50% glycerol pH 7.3.

Storage

Store at -20°C. DO NOT ALIQUOT

Clonality

Polyclonal

Ig Type

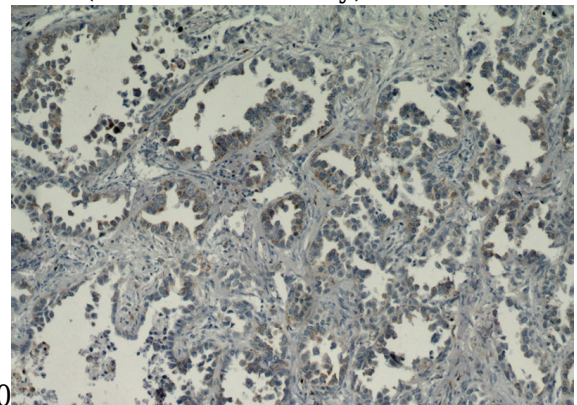
Rabbit IgG

Applications

ELISA, WB, IHC, IF

Dilutions

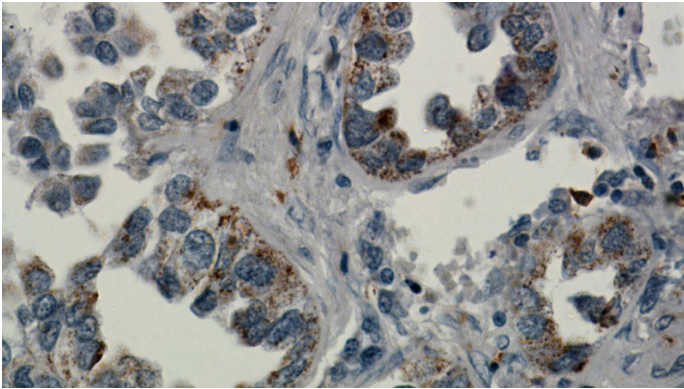
Recommended Dilution:



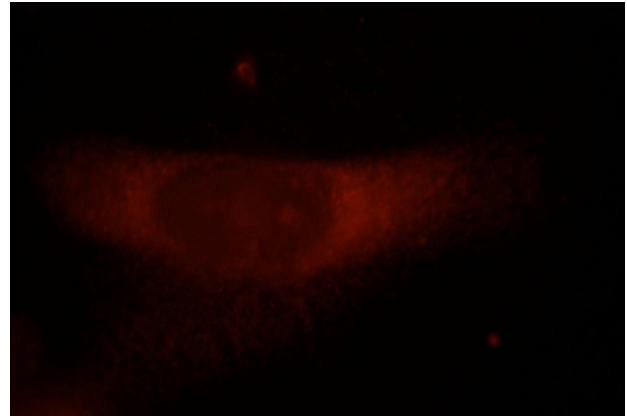
Immunohistochemical of paraffin-embedded human lung cancer using Catalog No:110467(FAM124B antibody) at dilution of 1:50 (under 10x lens). Heat mediated antigen retrieved with Citric acid buffer, pH6.0.

FAM124B antibody

Catalog Number: 110467



Immunohistochemical of paraffin-embedded human lung cancer using Catalog No:110467(FAM124B antibody) at dilution of 1:50 (under 40x lens). Heat mediated antigen retrieved with Citric acid buffer, pH6.0.



Immunofluorescent analysis of HeLa cells, using FAM124B antibody Catalog No:110467 at 1:25 dilution and Rhodamine-labeled goat anti-rabbit IgG (red).