

FABP4 antibody

Catalog Number: 110440

Product name

FABP4 antibody

IHC: 1:20-1:200

Specificity

Human, Mouse, Rat; other species not tested.

Antibody description

FABP4 Rabbit Polyclonal antibody. Positive WB detected in human heart tissue, mouse testis tissue. Positive IHC detected in human breast cancer tissue, human gliomas tissue, human heart tissue, human ovary tumor tissue. Observed molecular weight by Western-blot: 15kd

Preparation

This antibody was obtained by immunization of FABP4 recombinant protein (Accession Number: NM_001442). Purification method: Antigen affinity purified.

Formulation

PBS with 0.02% sodium azide and 50% glycerol pH 7.3.

Storage

Store at -20°C. DO NOT ALIQUOT

Clonality

Polyclonal

Ig Type

Rabbit IgG

Applications


ELISA, WB, IHC

Dilutions

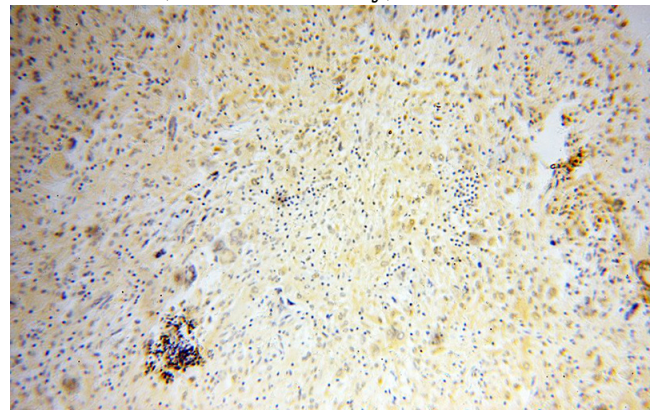
Recommended Dilution:

WB: 1:500-1:5000

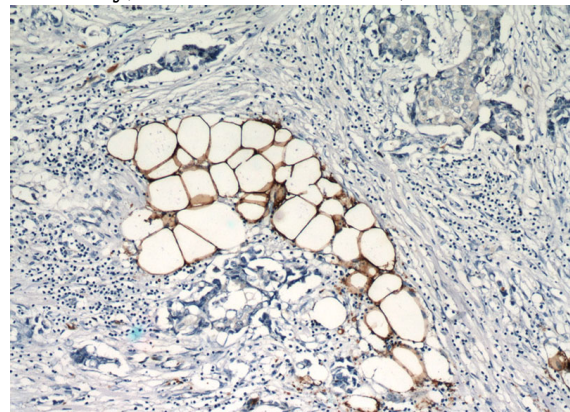
Validations



human heart tissue were subjected to SDS PAGE followed by western blot with Catalog No:110440(FABP4 antibody) at dilution of 1:300



Immunohistochemical of paraffin-embedded human gliomas using Catalog No:110440(FABP4 antibody) at dilution of 1:50 (under 10x lens)

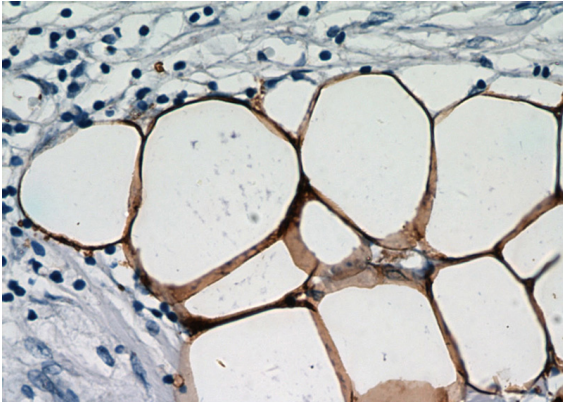


Immunohistochemical of paraffin-embedded human breast cancer using Catalog No:110440(FABP4 antibody) at dilution of 1:50

FABP4 antibody

Catalog Number: 110440

(under 10x lens)



Immunohistochemical of paraffin-embedded human breast cancer using Catalog No:110440(FABP4 antibody) at dilution of 1:50 (under 40x lens)