

ERAP2 antibody



Catalog Number: 110400

Product name

ERAP2 antibody

Specificity

Human, Mouse; other species not tested.

Antibody description

ERAP2 Rabbit Polyclonal antibody. Positive IHC detected in human liver cancer tissue. Positive WB detected in K-562 cells, A549 cells, mouse thymus tissue. Observed molecular weight by Western-blot: 61-65 kDa

Preparation

This antibody was obtained by immunization of ERAP2 recombinant protein (Accession Number: NM_001329229). Purification method: Antigen affinity purified.

Formulation

PBS with 0.02% sodium azide and 50% glycerol pH 7.3.

Storage

Store at -20°C. DO NOT ALIQUOT

Clonality

Polyclonal

Ig Type

Rabbit IgG

Applications

ELISA, WB, IHC


Dilutions

Recommended Dilution:

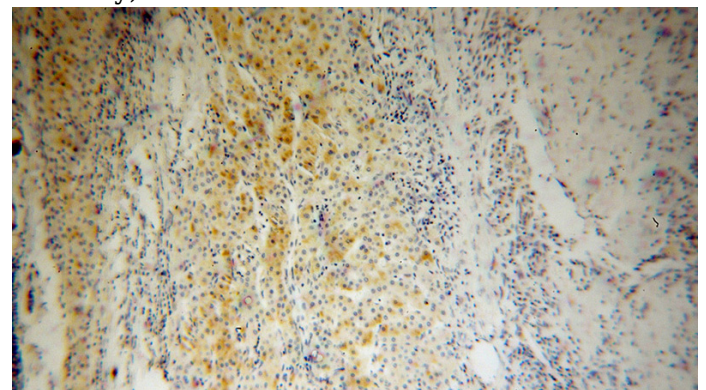
WB: 1:200-1:2000

IHC: 1:20-1:200

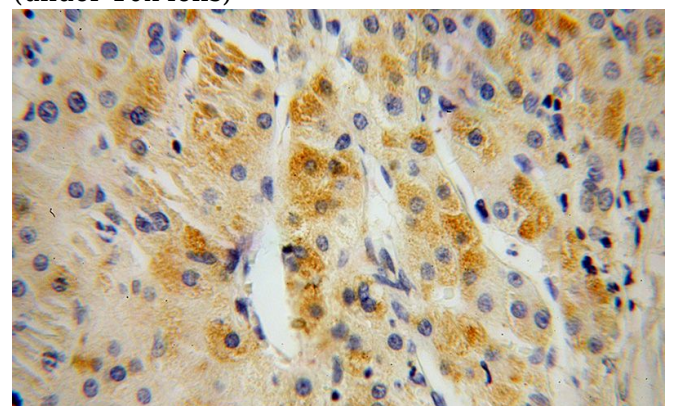
Validations



K-562 cells were subjected to SDS PAGE followed by western blot with Catalog No:110400(ERAP2 antibody) at dilution of 1:600



Immunohistochemical of paraffin-embedded human liver cancer using Catalog No:110400(ERAP2 antibody) at dilution of 1:50 (under 10x lens)



Immunohistochemical of paraffin-embedded human liver cancer using Catalog No:110400(ERAP2 antibody) at dilution of 1:50

ERAP2 antibody



Catalog Number: 110400

(under 40x lens)