

DNAJB5 antibody

Catalog Number: 110096

Product name

DNAJB5 antibody

IHC: 1:20-1:200

IF: 1:20-1:200

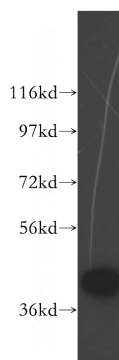
Specificity

Human, Mouse, Rat; other species not tested.

Validations

Antibody description

DNAJB5 Rabbit Polyclonal antibody. Positive IHC detected in human heart tissue, human kidney tissue, human testis tissue. Positive IF detected in HepG2 cells. Positive WB detected in HepG2 cells, HeLa cells. Observed molecular weight by Western-blot: 39 kDa



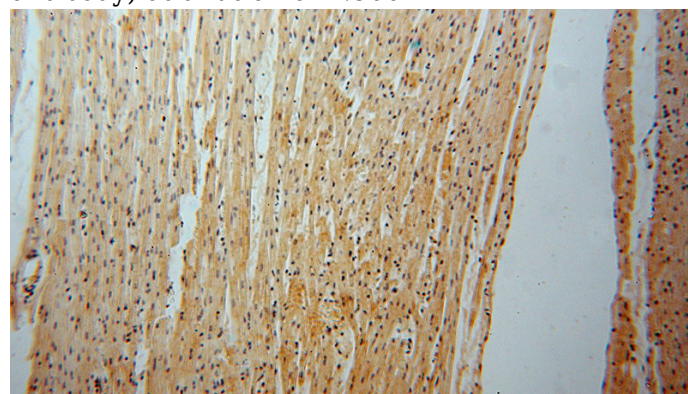
Preparation

This antibody was obtained by immunization of DNAJB5 recombinant protein (Accession Number: BC012115). Purification method: Antigen affinity purified.

HepG2 cells were subjected to SDS PAGE followed by western blot with Catalog No:110096(DNAJB5 antibody) at dilution of 1:500

Formulation

PBS with 0.02% sodium azide and 50% glycerol pH 7.3.



Storage

Store at -20°C. DO NOT ALIQUOT

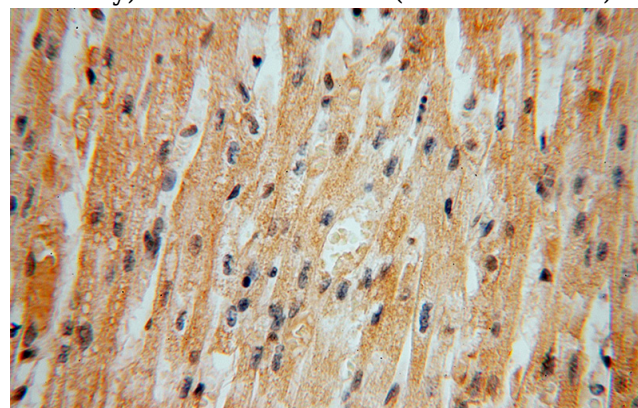
Clonality

Polyclonal

Immunohistochemical of paraffin-embedded human heart using Catalog No:110096(DNAJB5 antibody) at dilution of 1:50 (under 10x lens)

Ig Type

Rabbit IgG



Applications

ELISA, WB, IHC, IF

Dilutions

Recommended Dilution:

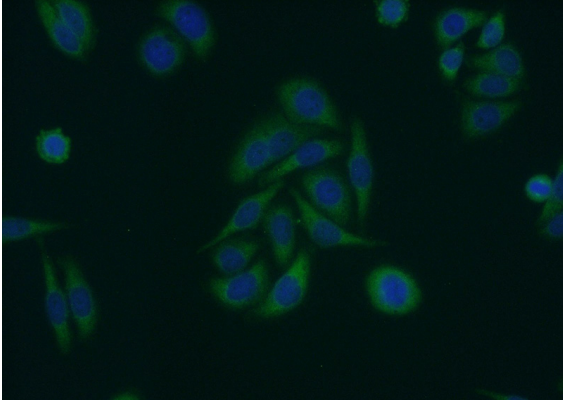
WB: 1:500-1:5000

Immunohistochemical of paraffin-embedded human heart using Catalog No:110096(DNAJB5

DNAJB5 antibody

Catalog Number: 110096

antibody) at dilution of 1:50 (under 40x lens)



Immunofluorescent analysis of HepG2 cells using Catalog No:110096(DNAJB5 Antibody) at dilution of 1:50 and Alexa Fluor 488-conjugated AffiniPure Goat Anti-Rabbit IgG(H+L)