

DNAJB4 antibody

Catalog Number: 110095

Product name

DNAJB4 antibody

Immunogen

[Human DNAJB4 Recombinant protein \(GST tag\)](#)

Specificity

Human, Mouse, Rat; other species not tested.

Antibody description

DNAJB4 Rabbit Polyclonal antibody. Positive IHC detected in human pancreas cancer tissue. Positive IF detected in MCF-7 cells. Positive WB detected in HeLa cells, human heart tissue, human liver tissue, mouse pancreas tissue, mouse skeletal muscle tissue. Observed molecular weight by Western-blot: 38 kDa

Preparation

This antibody was obtained by immunization of DNAJB4 recombinant protein (Accession Number: NM_007034). Purification method: Antigen affinity purified.

Formulation

PBS with 0.1% sodium azide and 50% glycerol pH 7.3.

Storage

Store at -20°C. DO NOT ALIQUOT

Clonality

Polyclonal

Ig Type

Rabbit IgG

Applications

ELISA, IHC, IF, WB

Dilutions

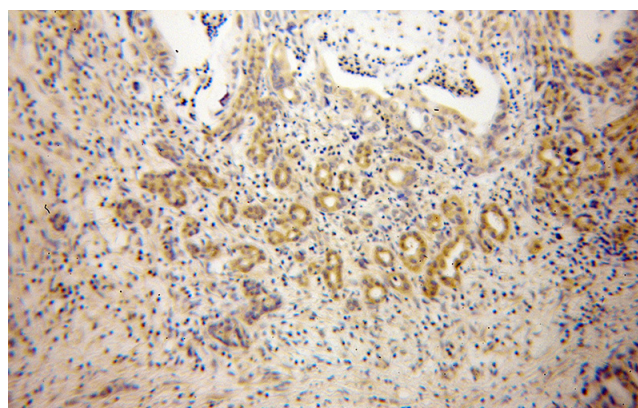
Recommended Dilution:

WB: 1:1000-1:10000

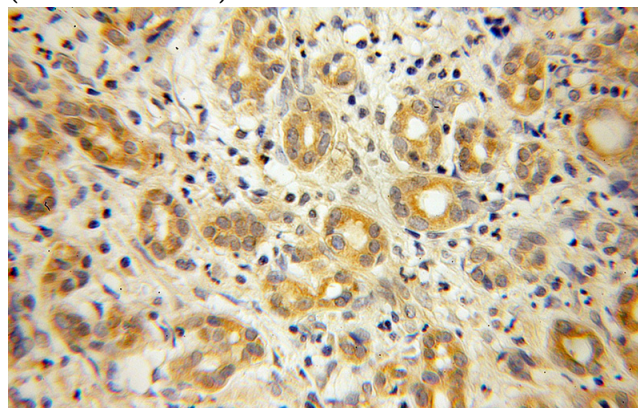
IHC: 1:20-1:200

IF: 1:20-1:200

Validations



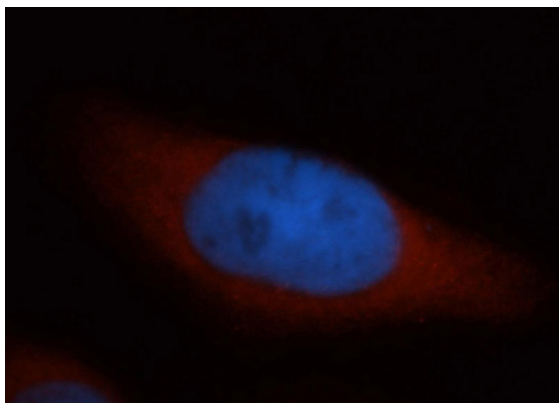
Immunohistochemical of paraffin-embedded human pancreas cancer using Catalog No:110095(DNAJB4 antibody) at dilution of 1:100 (under 10x lens)



Immunohistochemical of paraffin-embedded human pancreas cancer using Catalog No:110095(DNAJB4 antibody) at dilution of 1:100 (under 40x lens)

DNAJB4 antibody

Catalog Number: 110095



DNA dye).

HeLa cells were subjected to SDS PAGE followed by western blot with Catalog No:110095(DNAJB4 Antibody) at dilution of 1:2000

