

DNAI2 antibody

Catalog Number: 110084

Product name

DNAI2 antibody

IP: 1:200-1:1000

IHC: 1:20-1:200

Specificity

Human, Mouse, Rat; other species not tested.

Antibody description

DNAI2 Rabbit Polyclonal antibody. Positive IHC detected in human heart tissue. Positive IP detected in mouse lung tissue. Positive WB detected in mouse lung tissue, HeLa cells, mouse ovary tissue. Observed molecular weight by Western-blot: 70 kDa

Preparation

This antibody was obtained by immunization of DNAI2 recombinant protein (Accession Number: NM_001172810). Purification method: Antigen affinity purified.

Formulation

PBS with 0.02% sodium azide and 50% glycerol pH 7.3.

Storage

Store at -20°C. DO NOT ALIQUOT

Clonality

Polyclonal

Ig Type

Rabbit IgG

Applications


ELISA, WB, IHC, IP

Dilutions

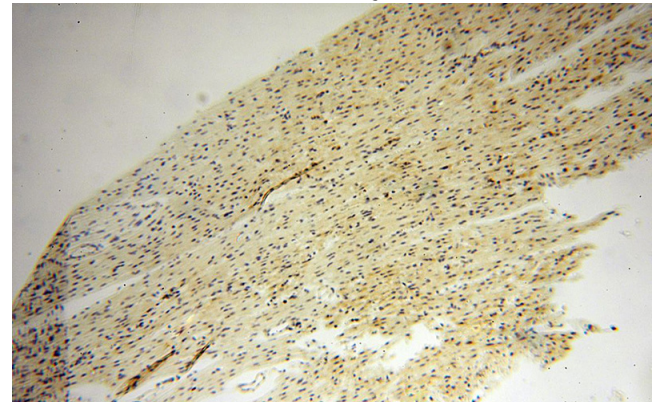
Recommended Dilution:

WB: 1:200-1:2000

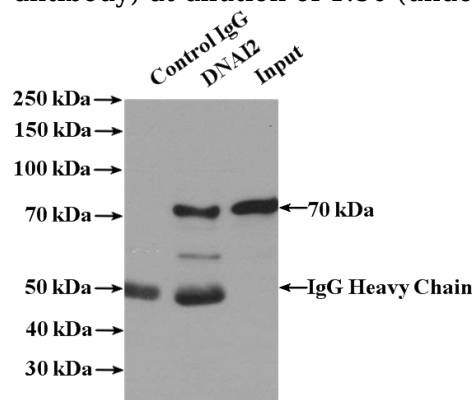
Validations



mouse lung tissue were subjected to SDS PAGE followed by western blot with Catalog No:110084(DNAI2 antibody) at dilution of 1:400



Immunohistochemical of paraffin-embedded human heart using Catalog No:110084(DNAI2 antibody) at dilution of 1:50 (under 10x lens)



IP Result of anti-DNAI2 (IP:Catalog No:110084, 4ug; Detection:Catalog No:110084 1:400) with

DNAI2 antibody



Catalog Number: 110084

mouse lung tissue lysate 4000ug.