

DPP9 antibody

Catalog Number: 110072

Product name

DPP9 antibody

IHC: 1:20-1:200

IF: 1:10-1:100

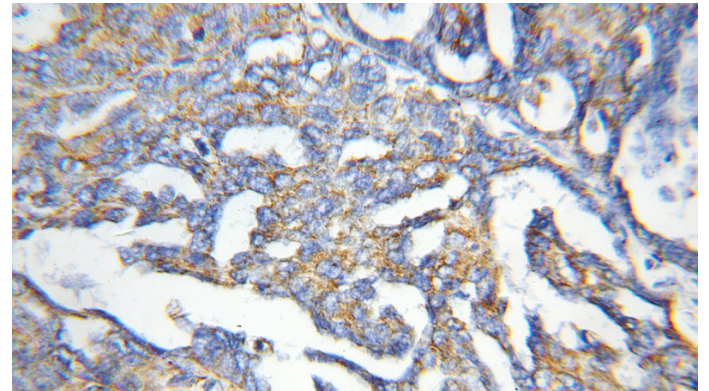
Specificity

Human, Mouse; other species not tested.

Validations

Antibody description

DPP9 Rabbit Polyclonal antibody. Positive WB detected in HepG2 cells, A2780 cells, mouse heart tissue, PC-3 cells. Positive IF detected in HepG2 cells, MCF-7 cells, PC-3 cells. Positive IHC detected in human ovary tumor tissue. Observed molecular weight by Western-blot: 98kd+60kd



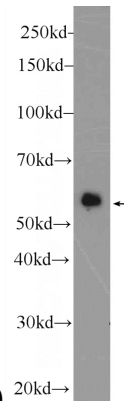
Preparation

This antibody was obtained by immunization of DPP9 recombinant protein (Accession Number: NM_001384624). Purification method: Antigen affinity purified.

Immunohistochemical of paraffin-embedded human ovary tumor using Catalog No:110072(DPP9 antibody) at dilution of 1:50

Formulation

PBS with 0.1% sodium azide and 50% glycerol pH 7.3.



(under 10x lens)

Storage

Store at -20°C. DO NOT ALIQUOT

HepG2 cells were subjected to SDS PAGE followed by western blot with Catalog No:110072(DPP9 Antibody) at dilution of 1:600

Clonality

Polyclonal

Ig Type

Rabbit IgG

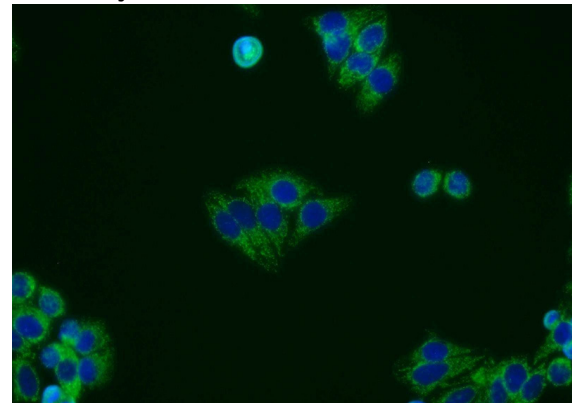
Applications

ELISA, IHC, WB, IF

Dilutions

Recommended Dilution:

WB: 1:200-1:2000



Immunofluorescent analysis of HepG2 cells using Catalog No:110072(DPP9 Antibody) at dilution of

DPP9 antibody



Catalog Number: 110072

1:25 and Alexa Fluor 488-conjugated AffiniPure

Goat Anti-Rabbit IgG(H+L)