

DHX57 antibody

Catalog Number: 109934

Product name

DHX57 antibody

IHC: 1:20-1:200

IF: 1:50-1:500


Specificity

Human; other species not tested.

Validations

Antibody description

DHX57 Rabbit Polyclonal antibody. Positive IF detected in HeLa cells. Positive IHC detected in human testis tissue. Positive WB detected in HeLa cells, HEK-293 cells. Observed molecular weight by Western-blot: 150 kDa



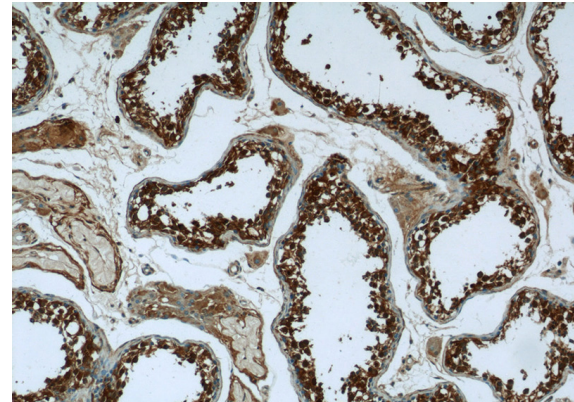
Preparation

This antibody was obtained by immunization of DHX57 recombinant protein (Accession Number: NM_198963). Purification method: Antigen affinity purified.

HeLa cells were subjected to SDS PAGE followed by western blot with Catalog No:109934(DHX57 Antibody) at dilution of 1:1000

Formulation

PBS with 0.1% sodium azide and 50% glycerol pH 7.3.



Storage

Store at -20°C. DO NOT ALIQUOT

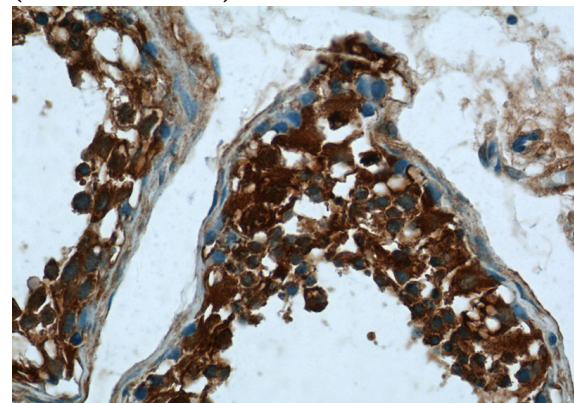
Clonality

Polyclonal

Immunohistochemistry of paraffin-embedded human testis tissue slide using Catalog No:109934(DHX57 Antibody) at dilution of 1:50 (under 10x lens)

Ig Type

Rabbit IgG



Applications

ELISA, WB, IHC, IF

Dilutions

Recommended Dilution:

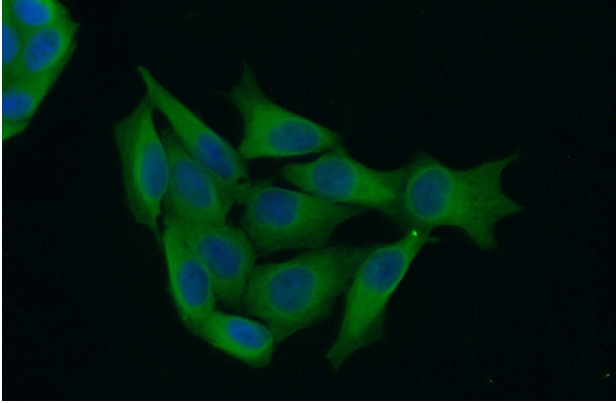
WB: 1:500-1:5000

Immunohistochemistry of paraffin-embedded

DHX57 antibody

Catalog Number: 109934

human testis tissue slide using Catalog No:109934(DHX57 Antibody) at dilution of 1:50 (under 40x lens)



Immunofluorescent analysis of (10% Formaldehyde) fixed HeLa cells using Catalog No:109934(DHX57 Antibody) at dilution of 1:50 and Alexa Fluor 488-conjugated AffiniPure Goat Anti-Rabbit IgG(H+L)