

DARS2 antibody



Catalog Number: 109868

Product name

DARS2 antibody

WB: 1:200-1:2000

IHC: 1:20-1:200

Specificity

Human, Mouse, Rat; other species not tested.

Antibody description

DARS2 Rabbit Polyclonal antibody. Positive IHC detected in human gliomas tissue, human brain tissue, human testis tissue. Positive WB detected in K-562 cells, human placenta tissue, U-937 cells. Observed molecular weight by Western-blot: 68-74 kDa, 50 kDa

Preparation

This antibody was obtained by immunization of DARS2 recombinant protein (Accession Number: NM_018122). Purification method: Antigen affinity purified.

Formulation

PBS with 0.02% sodium azide and 50% glycerol pH 7.3.

Storage

Store at -20°C. DO NOT ALIQUOT

Clonality

Polyclonal

Ig Type

Rabbit IgG


Applications

ELISA, WB, IHC

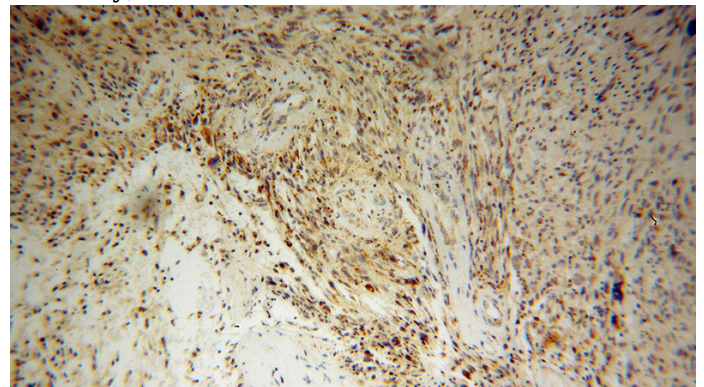
Dilutions

Recommended Dilution:

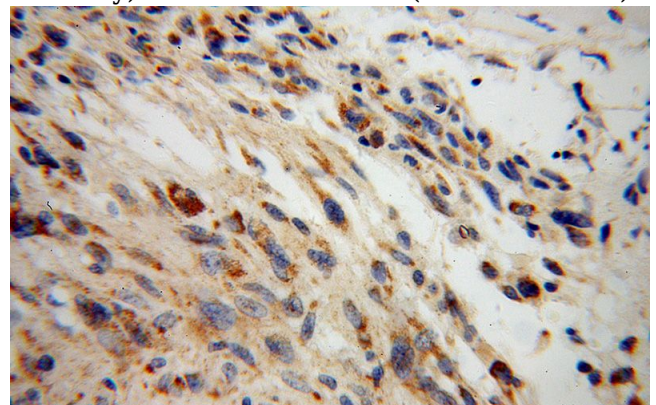
Validations



K-562 cells were subjected to SDS PAGE followed by western blot with Catalog No:109868(DARS2 antibody) at dilution of 1:800



Immunohistochemical of paraffin-embedded human gliomas using Catalog No:109868(DARS2 antibody) at dilution of 1:100 (under 10x lens)



Immunohistochemical of paraffin-embedded human gliomas using Catalog No:109868(DARS2 antibody) at dilution of 1:100 (under 40x lens)