

DDX58 antibody

Catalog Number: 109841

General Information

Product name:

DDX58 antibody

Immunogen:

Applications:

ELISA, WB, IHC, IP

Specificity:

Human; other species not tested.

Antibody description:

DDX58 Rabbit Polyclonal antibody. Positive IHC detected in human heart tissue, human colon tissue. Positive WB detected in A431 cells. Positive IP detected in A431 cells. Observed molecular weight by Western-blot: 101 kDa

Properties

Preparation:

This antibody was obtained by immunization of DDX58 recombinant protein (Accession Number: BC132786). Purification method: Antigen affinity purified.

Formulation:

PBS with 0.1% sodium azide and 50% glycerol pH 7.3.

Storage:

Store at -20°C. DO NOT ALIQUOT

Clonality:

Polyclonal

Ig Type:Rabbit IgG

Applications

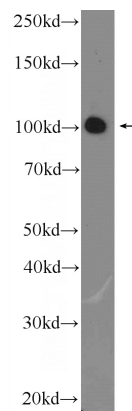
Recommended Dilution:

WB: 1:200-1:2000

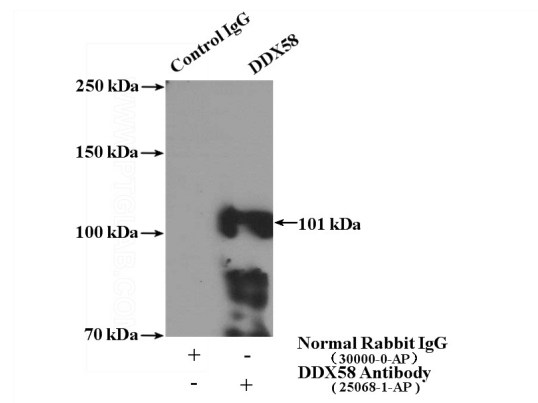
IP: 1:200-1:2000

IHC: 1:20-1:200

Validations



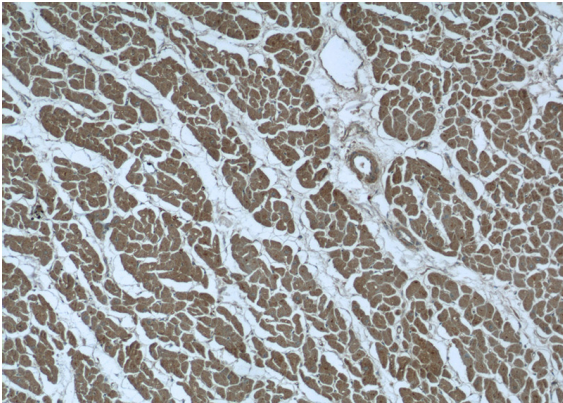
A431 cells were subjected to SDS PAGE followed by western blot with Catalog No:109841(DDX58 Antibody) at dilution of 1:600



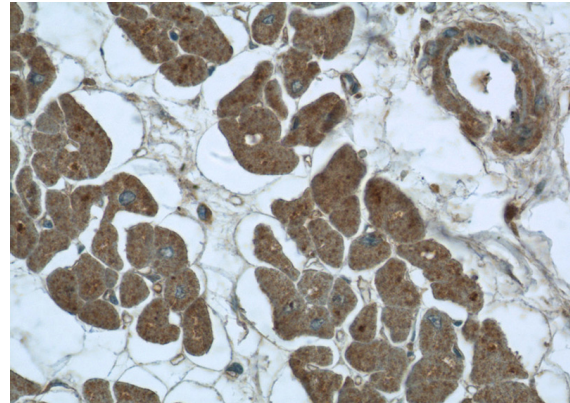
IP Result of anti-DDX58 (IP:Catalog No:109841, 4ug; Detection:Catalog No:109841 1:600) with A431 cells lysate 1200ug.

DDX58 antibody

Catalog Number: 109841



Immunohistochemistry of paraffin-embedded human heart tissue slide using Catalog No:109841(DDX58 Antibody) at dilution of 1:50 (under 10x lens)



Immunohistochemistry of paraffin-embedded human heart tissue slide using Catalog No:109841(DDX58 Antibody) at dilution of 1:50 (under 40x lens)