

DDX17 antibody

Catalog Number: 109781

Product name

DDX17 antibody

WB: 1:500-1:5000

IP: 1:500-1:5000

Specificity

Human, Mouse, Rat; other species not tested.


IHC: 1:20-1:200

IF: 1:10-1:100

Antibody description

DDX17 Rabbit Polyclonal antibody. Positive IP detected in mouse brain tissue. Positive WB detected in mouse brain tissue, HEK-293 cells. Positive IF detected in Hela cells. Positive IHC detected in human pancreas tissue, human kidney tissue. Observed molecular weight by Western-blot: 72 kDa, 80 kDa

Validations



Preparation

This antibody was obtained by immunization of DDX17 recombinant protein (Accession Number: NM_006386). Purification method: Antigen affinity purified.

mouse brain tissue were subjected to SDS PAGE followed by western blot with Catalog No:109781(DDX17,P72 antibody) at dilution of 1:1000

Formulation

PBS with 0.02% sodium azide and 50% glycerol pH 7.3.

Storage

Store at -20°C. DO NOT ALIQUOT

Clonality

Polyclonal

Ig Type

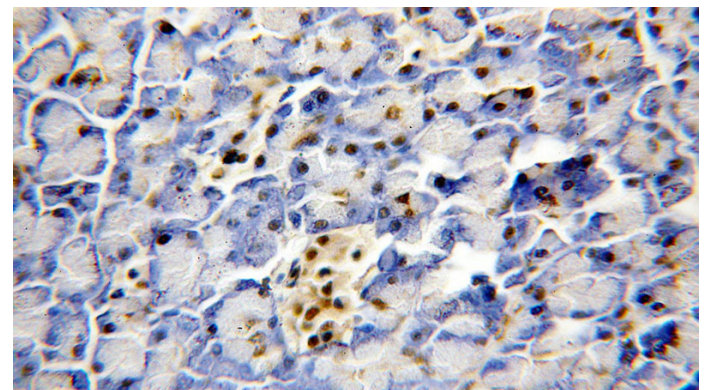
Rabbit IgG

Applications

ELISA, IHC, IF, WB, IP

Dilutions

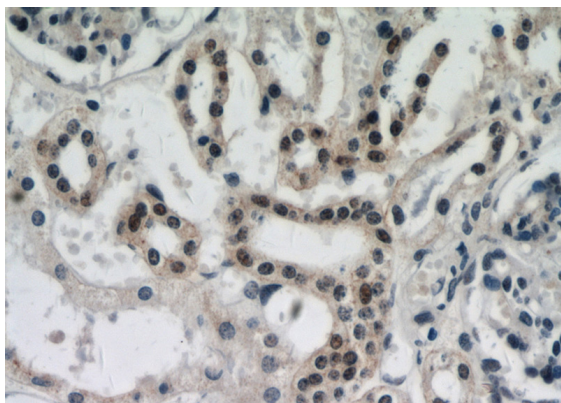
Recommended Dilution:



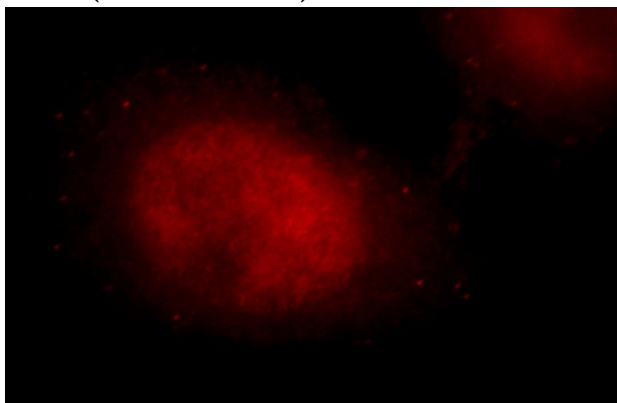
Immunohistochemical of paraffin-embedded human pancreas using Catalog No:109781(DDX17,P72 antibody) at dilution of 1:100 (under 40x lens)

DDX17 antibody

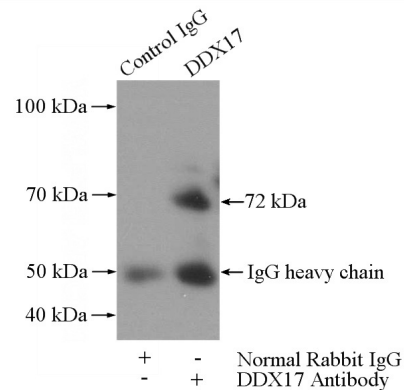
Catalog Number: 109781



Immunohistochemical of paraffin-embedded human kidney using Catalog No:109781(DDX17,P72 antibody) at dilution of 1:800 (under 40x lens)



Immunofluorescent analysis of HeLa cells, using DDX17 antibody Catalog No:109781 at 1:25 dilution and Rhodamine-labeled goat anti-rabbit



IgG (red).

IP Result of anti-DDX17,P72 (IP:Catalog No:109781, 4ug; Detection:Catalog No:109781 1:1000) with mouse brain tissue lysate 4000ug.