

DDX1 antibody

Catalog Number: 109779

Product name

DDX1 antibody

IP: 1:500-1:5000

IHC: 1:20-1:200

Specificity

Human, Mouse, Rat; other species not tested.

Antibody description

DDX1 Rabbit Polyclonal antibody. Positive IP detected in PC-3 cells. Positive WB detected in HeLa cells, COLO 320 cells, HEK-293 cells, PC-3 cells. Positive IHC detected in human lymphoma tissue. Observed molecular weight by Western-blot: 82 kDa

Preparation

This antibody was obtained by immunization of DDX1 recombinant protein (Accession Number: NM_004939). Purification method: Antigen affinity purified.

Formulation

PBS with 0.1% sodium azide and 50% glycerol pH 7.3.

Storage

Store at -20°C. DO NOT ALIQUOT

Clonality

Polyclonal

Ig Type

Rabbit IgG

Applications

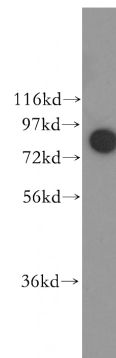
ELISA, WB, IHC, IP

Dilutions

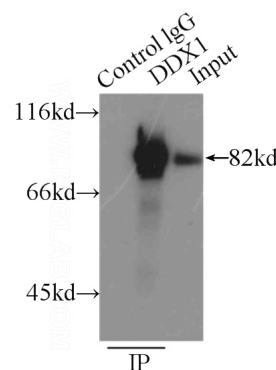
Recommended Dilution:

WB: 1:500-1:5000

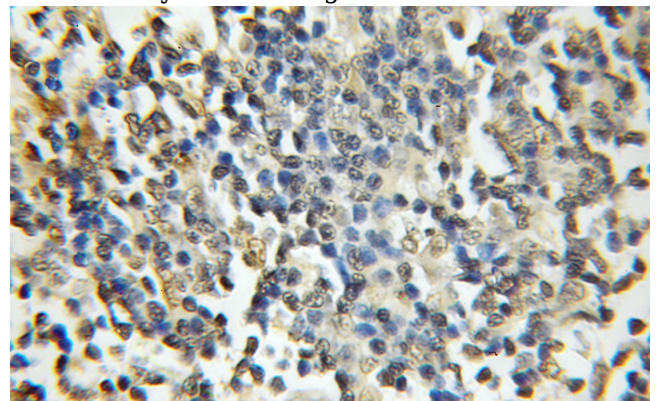
Validations



HeLa cells were subjected to SDS PAGE followed by western blot with Catalog No:109779(DDX1 antibody) at dilution of 1:500



IP Result of anti-DDX1 (IP:Catalog No:109779, 3ug; Detection:Catalog No:109779 1:1000) with PC-3 cells lysate 5000ug.



Immunohistochemical of paraffin-embedded human lymphoma using Catalog No:109779(DDX1

DDX1 antibody



Catalog Number: 109779

antibody) at dilution of 1:50 (under 10x lens)