

CUL4B antibody

Catalog Number: 109746

Product name

CUL4B antibody

Specificity

Human, Mouse; other species not tested.

Antibody description

CUL4B Rabbit Polyclonal antibody. Positive IHC detected in human gliomas tissue, human testis tissue. Positive IF detected in HepG2 cells. Positive IP detected in HeLa cells. Positive WB detected in HEK-293 cells, HeLa cells, human testis tissue, mouse testis tissue, SH-SY5Y cells. Observed molecular weight by Western-blot: 102 kDa

Preparation

This antibody was obtained by immunization of CUL4B recombinant protein (Accession Number: NM_003588). Purification method: Antigen affinity purified.

Formulation

PBS with 0.1% sodium azide and 50% glycerol pH 7.3.

Storage

Store at -20°C. DO NOT ALIQUOT

Clonality

Polyclonal

Ig Type

Rabbit IgG

Applications

ELISA, IHC, IF, IP, WB

Dilutions

Recommended Dilution:


WB: 1:500-1:5000

IP: 1:500-1:5000

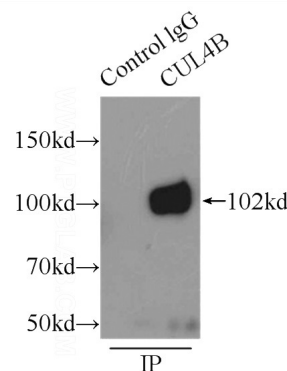
IHC: 1:20-1:200

IF: 1:10-1:100

Validations



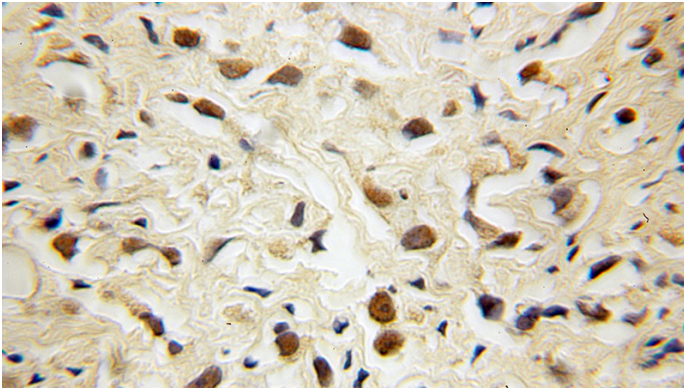
HEK-293 cells were subjected to SDS PAGE followed by western blot with Catalog No:109746(CUL4B antibody) at dilution of 1:1000



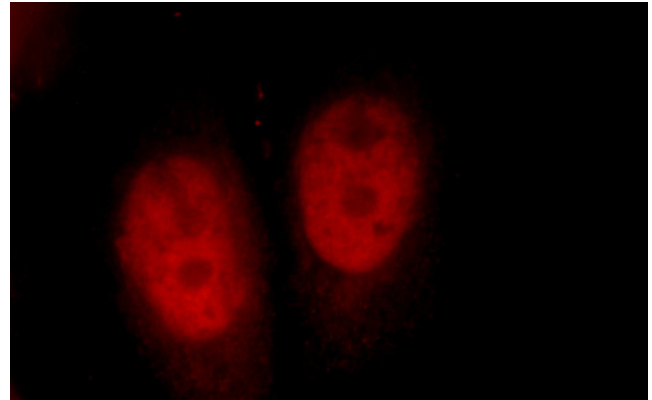
IP Result of anti-CUL4B (IP:Catalog No:109746, 3ug; Detection:Catalog No:109746 1:1000) with HeLa cells lysate 4650ug.

CUL4B antibody

Catalog Number: 109746



Immunohistochemical of paraffin-embedded human gliomas using Catalog No:109746(CUL4B antibody) at dilution of 1:100 (under 10x lens)



Immunofluorescent analysis of HepG2 cells, using CUL4B antibody Catalog No:109746 at 1:25 dilution and Rhodamine-labeled goat anti-rabbit IgG (red).