

CYLC2 antibody

Catalog Number: 109677

Product name

CYLC2 antibody

Specificity

human; other species not tested.

Antibody description

CYLC2 Rabbit Polyclonal antibody. Positive WB detected in human adrenal gland tissue. Positive IHC detected in human testis. Observed molecular weight by Western-blot: 39kd

Preparation

This antibody was obtained by immunization of Peptide (Accession Number: NM_001340). Purification method: Antigen affinity purified.

Formulation

PBS with 0.02% sodium azide and 50% glycerol pH 7.3.

Storage

Store at -20°C. DO NOT ALIQUOT

Clonality

Polyclonal

Ig Type

Rabbit IgG

Applications

ELISA, WB, IHC


Dilutions

Recommended Dilution:

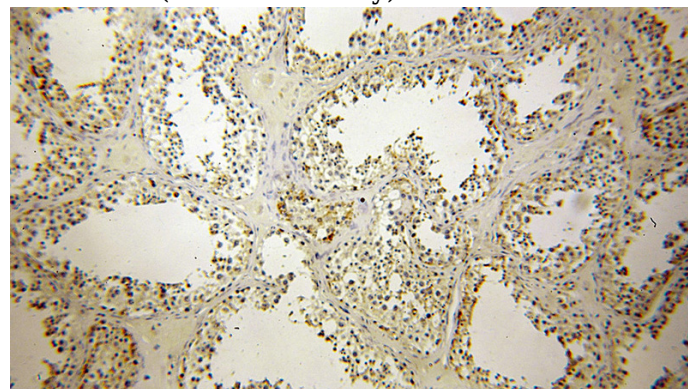
WB: 1:200-1:2000

IHC: 1:20-1:200

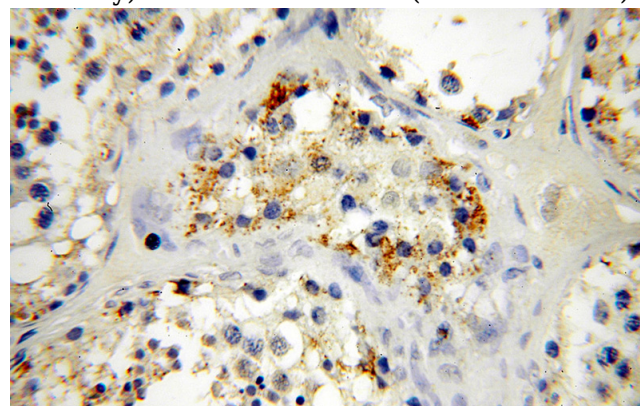
Validations



human adrenal gland tissue were subjected to SDS PAGE followed by western blot with Catalog No:109677(CYLC2 antibody) at dilution of 1:600



Immunohistochemical of paraffin-embedded human testis using Catalog No:109677(CYLC2 antibody) at dilution of 1:100 (under 10x lens)



Immunohistochemical of paraffin-embedded human testis using Catalog No:109677(CYLC2 antibody) at dilution of 1:100 (under 40x lens)