

CRABP2 antibody

Catalog Number: 109537

Product name

CRABP2 antibody

IP: 1:200-1:1000

IHC: 1:20-1:200

Specificity

Human, Mouse, Rat; other species not tested.

Antibody description

CRABP2 Rabbit Polyclonal antibody. Positive IHC detected in human colon cancer tissue, human skin tissue. Positive IP detected in HeLa cells. Positive WB detected in HeLa cells. Observed molecular weight by Western-blot: 16kd

Preparation

This antibody was obtained by immunization of CRABP2 recombinant protein (Accession Number: NM_001199723). Purification method: Antigen affinity purified.

Formulation

PBS with 0.1% sodium azide and 50% glycerol pH 7.3.

Storage

Store at -20°C. DO NOT ALIQUOT

Clonality

Polyclonal

Ig Type

Rabbit IgG

Applications


ELISA, WB, IHC, IP

Dilutions

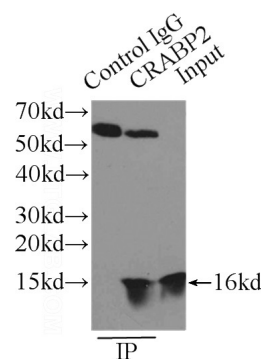
Recommended Dilution:

WB: 1:500-1:5000

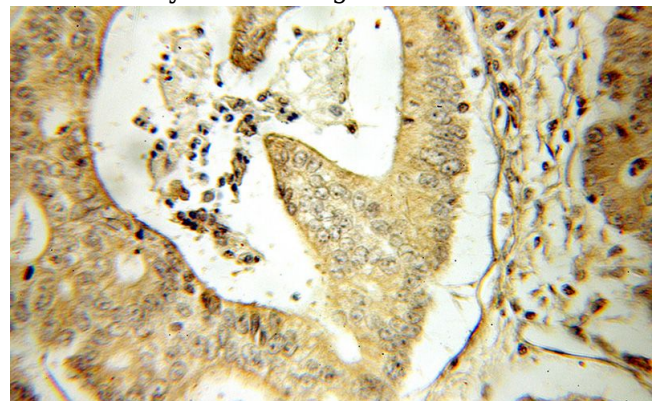
Validations



HeLa cells were subjected to SDS PAGE followed by western blot with Catalog No:109537(CRABP2 antibody) at dilution of 1:500



IP Result of anti-CRABP2 (IP:Catalog No:109537, 3ug; Detection:Catalog No:109537 1:300) with HeLa cells lysate 4650ug.



Immunohistochemical of paraffin-embedded human colon cancer using Catalog

CRABP2 antibody



Catalog Number: 109537

No:109537(CRABP2 antibody) at dilution of 1:50 (under 10x lens)